

**Van Zandt County**  
**Monthly Financial & Investment Report**


**Month Ending May 31, 2021**

TO BE RECORDED IN THE JUNE 23, 2021 MINUTES

OF THE COMMISSIONERS' COURT

BY VAN ZANDT COUNTY CLERK.


SUBMITTED THIS THE 22<sup>TH</sup> DAY OF JUNE 2021




**Kenny Edwards, Treasurer**

The Van Zandt County Commissioners' Court, having reviewed the Treasurer's Report as presented, having taken reasonable steps to ensure its accuracy, and based upon presentations of the Treasurer's Office, does hereby approve the Report, subject to the independent auditor's review and does further order that it be filed with the official minutes of this meeting. {LGC 114.026(c)}

In addition, the below signatures affirm that the Treasurers' Report complies with statutes as referenced. {LGC 114.026(d)}S



**Don Kirkpatrick, Van Zandt County Judge**




**Chad LaPrade**

Commissioner Precinct #1




**Keith Pearson**

Commissioner Precinct #3



**Virgil Melton, Jr.**

Commissioner Precinct #2



**Tim West**

Commissioner Precinct #4

**Van Zandt County**

**Monthly Financial & Investment Report**


**Month Ending May 31, 2021**

TO BE RECORDED IN THE JUNE 23, 2021 MINUTES

OF THE COMMISSIONERS' COURT

BY VAN ZANDT COUNTY CLERK.

SUBMITTED THIS THE 22<sup>ND</sup> DAY OF JUNE 2021



**Kenny Edwards, Treasurer**

The Van Zandt County Commissioners' Court, having reviewed the Treasurer's Report as presented, having taken reasonable steps to ensure its accuracy, and based upon presentations of the Treasurer's Office, does hereby approve the Report, subject to the independent auditor's review and does further order that it be filed with the official minutes of this meeting. {LGC 114.026(c)}

In addition, the below signatures affirm that the Treasurers' Report complies with statutes as referenced. {LGC 114.026(d)}S

---

Don Kirkpatrick, Van Zandt County Judge

---

Chad LaPrade

Commissioner Precinct #1

---

Keith Pearson

Commissioner Precinct #3

---

Virgil Melton, Jr.

Commissioner Precinct #2

---

Tim West

Commissioner Precinct #4

FUND NAME	CHECKING ACCOUNT	CHECKING AMOUNT	TDOA ACCOUNT	TDOA AMOUNT	FUND TOTAL
2021 010 GENERAL FUND	FIN CLEAR AMERICAN CTY JURY	209,109.20	TDOA MBIA	5,680,416.48	5,889,525.68
2021 012 RESERVE FUNDS	FIN CLEAR	3,411.00	TDOA MBIA	11,695,284.64	11,695,284.64
2021 015 SHERIFF CHAPTER 59 FORFEITURE FIN CLEAR AMERICAN		4,636.30	TDOA MBIA	61,356.39	65,992.69
2021 016 DA FORFEITURE FUND	FIN CLEAR	2,462.31	TDOA MBIA		
	ESCROW #1				
	ESCROW #2	6,001.89			
	ESCROW #3	7,455.51			
	ESCROW #4	16,376.32			
	ESCROW #5				
	ESCROW #6				
	ESCROW #7				
	ESCROW #8				
	ESCROW #9	29,061.08			
	ESCROW #10				
	ESCROW #11				
	ESCROW #12				
	ESCROW #13				
	ESCROW #14				
	ESCROW #15				
	ESCROW #16				
	ESCROW #17	6,481.18			
	ESCROW #18				
	ESCROW #19				
	ESCROW #20				
	ESCROW #21				
	ESCROW #22				
	ESCROW #23				
	ESCROW #24				
	ESCROW #25				
	ESCROW #26	1,001.82			
	ESCROW #27	2,927.82			
	ESCROW #28				
	ESCROW #29				
	ESCROW #30				
	ESCROW #31				
	ESCROW #32				
	ESCROW #33				
	ESCROW #34	9,664.61			
	ESCROW #35				
	ESCROW #36				
	ESCROW #37				
	ESCROW #38				
	ESCROW #39				
	ESCROW #40				
	ESCROW #41				
	ESCROW #42				
	ESCROW #43				
	ESCROW #44				
	ESCROW #45				

COMBINED STATEMENT OF CASH POSITION FOR MAY

FUND NAME	CHECKING ACCOUNT	CHECKING AMOUNT	TDOA ACCOUNT	TDOA AMOUNT	FUND TOTAL
2021 017 BUILDING SECURITY FUND	ESCROW #46				
	ESCROW #47				
	ESCROW #48				
	ESCROW #49				
	ESCROW #50				
	ESCROW #51				
	ESCROW #52				
	ESCROW #53				
	ESCROW #54				
	ESCROW #55				
	ESCROW #56				
	ESCROW #57				
	ESCROW #58				
	ESCROW #59				
	ESCROW #60				
	ESCROW #61				
	ESCROW #62				
	ESCROW #63				
	ESCROW #64				
	ESCROW #65				
	ESCROW #66				
	ESCROW #67				
	ESCROW #68				
	ESCROW #69				
	ESCROW #70				
	ESCROW #71				
	ESCROW #72				
	ESCROW #73				
ESCROW #74					
ESCROW #75					
ESCROW #76					
ESCROW #77					
ESCROW #78					
ESCROW #79					
ESCROW #80					
ESCROW #81					
ESCROW #82					
ESCROW #83					
ESCROW #84					
ESCROW #85					
ESCROW #86					
ESCROW #87					
ESCROW #88					
FIN CLEAR		640.79			
FIN CLEAR					82,073.33
2021 017 BUILDING SECURITY FUND	FIN CLEAR	8,352.69	TDOA MBIA	20,018.73	28,371.42
2021 018 JUSTICE COURT BLDG SECURITY FUND	FIN CLEAR	2,981.83	TDOA	9,413.46	12,395.29
2021 019 DA FOREFEITURE FUND	ESCROW #13				
	ESCROW #14				
	ESCROW #15				
	ESCROW #16				
	ESCROW #45				
2021 021 ROAD & BRIDGE - PCT. 1	FIN CLEAR	34,320.76	TDOA	952,600.32	

FUND NAME	CHECKING ACCOUNT	CHECKING AMOUNT	TDOA ACCOUNT	TDOA AMOUNT	FUND TOTAL
2021 022 ROAD & BRIDGE - PCT. 2	FIN CLEAR	2,836.35	TDOA MBIA	629,137.48	1,642,172.44
2021 023 ROAD & BRIDGE - PCT. 3	FIN CLEAR	17,786.35	TDOA MBIA	1,252,856.47	1,884,830.30
2021 024 ROAD & BRIDGE - PCT. 4	FIN CLEAR	15,945.95	TDOA MBIA	833,335.98	1,556,392.03
2021 026 ROAD & BRIDGE - GEN	FIN CLEAR	5,364.24	TDOA MBIA	371,908.69	1,093,124.72
2021 035 VICTIM COORDINATOR GRANT	FIN CLEAR	9,702.24-	TDOA MBIA	705,270.08	6,386.05
2021 036 DA FORFEITURE FUND II	FIN CLEAR	13,823.07	TDOA MBIA	1,021.81	9,702.24-
2021 037 CONSTABLE PCT #4 SEIZURE	FIN CLEAR	819.89	TDOA MBIA	57,232.35	71,055.42
2021 040 COUNTY LAW LIBRARY FUND	FIN CLEAR	7,195.31	TDOA MBIA	3,884.84	4,704.73
2021 042 COUNTY FREE LIBRARY	FIN CLEAR	32,011.81	TDOA MBIA	69,749.30	76,944.61
2021 047 DIGITIZE RECORDS	FIN CLEAR	2,066.98	TDOA MBIA	107,976.23	32,011.81
2021 048 SUPPLEMENTAL GUARDIANSHIP	FIN CLEAR	3,778.22	TDOA	34,469.85	110,043.21
2021 049 COUNTY CHILD ABUSE PREVENTION	FIN CLEAR	2,582.38	TDOA	8,286.41	38,248.07
2021 050 COURT RELATED PROGRAMS	FIN CLEAR	6,155.28	TDOA MBIA	.03	10,868.79
2021 052 COUNTY & DISTRICT TECH FUND	FIN CLEAR	2,041.67	TDOA MBIA	4,991.48	6,155.31
2021 053 CAPITALCREDITSECONOMICDEVELOP	FIN CLEAR	2,781.18	TDOA MBIA	311,647.30	7,033.15
2021 054 DISTRICT CLERK TECHNOLOGY FUND	FIN CLEAR	9,331.24	TDOA	35,014.55	349,443.03
2021 055 CHAPTER 19	FIN CLEAR		TDOA MBIA	30,047.40	39,378.64
2021 056 COUNTY RECORDS FUND	FIN CLEAR	9,523.22	TDOA MBIA	145,143.57	39,378.64
2021 057 COUNTY CLERK RECORDS FUND	FIN CLEAR	3,885.42	TDOA MBIA	309,991.54	154,666.79
					313,876.96

FUND NAME	CHECKING ACCOUNT	CHECKING AMOUNT	TDOA ACCOUNT	TDOA AMOUNT	FUND TOTAL
2021 058 DISTRICT CLERK RECORDS FUND	FIN CLEAR	5,784.80	TDOA	9,436.45	15,221.25
2021 059 COUNTY CLERK ARCHIVE	FIN CLEAR	2,988.65	TDOA	556,880.51	559,869.16
2021 070 PERMANENT IMPROVEMENT FUND	FIN CLEAR	2.05	TDOA MBIA		2.05
2021 075 RIGHT-OF-WAY FUND	FIN CLEAR		TDOA MBIA		
2021 084 TAX ANTICIPATION NOTES	FIN CLEAR		TDOA MBIA		
2021 085 DEBT SERVICE FUND	DEBT CL	34,596.51	TDOA MBIA	566,380.98	600,977.63
2021 087 VZC INDIGENT HEALTH PROGRAM	FIN CLEAR	15,023.24	TDOA MBIA	104,192.06	119,215.30
2021 088 SOIL CONSERVATION DIST FUND	FIN CLEAR	60,291.58	TDOA MBIA	24,378.98	84,670.56
2021 090 APPELLATE JUSTICE SYSTEM FUND	FIN CLEAR	870.35	TDOA MBIA		870.35
2021 095 PAYROLL CLEARING ACCOUNT.	PAYCLEAR	194,039.82	MBIA		194,039.82
2021 096 GEN FIXED ASSETS ACCOUNT GRP			MBIA		
2021 097 LONG TERM DEBT GROUP			MBIA		
2021 131 VAN ZANDT COUNTY JAIL	FIN CLEAR	198.44-	TDOA MBIA	261,012.68	460,814.24
2021 132 VAN ZANDT COUNTY SHERIFF DEPT	FIN CLEAR	4,910.19	TDOA MBIA	68,000.00	72,910.19
2021 145 SOLID WASTE GRANT	FIN CLEAR				
2021 147 2020 HAWA CARES ACT	FIN CLEAR	1,846.74	TDOA MBIA	15,034.62	16,881.36
2021 400 FRUITVALE 2021 TYCDBG	722048WATER				
2021 401 BENWHEELERMSC	71348911131115				
2021 402 LITTLEHOPEMOOREMSC	7130260813				
2021 540 PRETRIAL SUPERVISION	FIN CLEAR	5,948.26	TDOA	125,649.56	131,597.82
2021 541 COMMUNITY SUP & CORRECTIONS	FIN CLEAR	1,519.08	TDOA MBIA	330,642.27	332,161.35
2021 542 ADULT PROBATION CIVIL	FIN CLEAR	8,374.53	TDOA MBIA	51,161.04	370,977.11
				311,441.54	

FUND NAME	CHECKING ACCOUNT	CHECKING AMOUNT	TDOA ACCOUNT	TDOA AMOUNT	FUND TOTAL
2021 543 HIGH RISK SUBSTANCE ABUSE -CFIN CLEAR		1,395.52-	TDOA MBIA		1,395.52-
2021 544 HIGH RISK SEX OFFENDER -CCP FIN CLEAR		3,641.06-	TDOA		3,641.06-
2021 545 GRANT C COMMIT REDUCTION PROFITN CLEAR		.63			.63
2021 546 JUVENILE PROBATION FUND	FIN CLEAR	66,579.89	TDOA MBIA	125,000.00	311,579.89
2021 547 VZCJPD STATE AID GRANT A	FIN CLEAR	68,535.28	TDOA MBIA		68,535.28
2021 549 VZCJPD - GRANT N	FIN CLEAR	4,479.81	TDOA MBIA		4,479.81
2021 550 D A SUPPLEMENTAL FUND	FIN CLEAR	3,401.11-	TDOA MBIA		3,401.11-
2021 551 VOICES - JUV CJD GRANT	FIN CLEAR		TDOA		
2021 552 ETCOG RESIDENTIAL	FIN CLEAR	61.00-			61.00-
2021 555 JUVENILE PROBATION INTEREST FIN CLEAR		97.57	TDOA MBIA	24,014.51	24,163.17
2021 556 REGIONAL SERVICE ENHANCEMENTFIN CLEAR		12,408.33		51.09	12,408.33
2021 558 GRANT S	FIN CLEAR	.45			.45
2021 559 MENTAL IMPAIRMENT CASELOAD	FIN CLEAR	2,952.77-	TDOA MBIA		2,952.77-
2021 565 INDIGENT DEFENSE GRANT	FIN CLEAR	9,030.98	TDOA	40,642.64	49,673.62
2021 567 FIRE MARSHAL	FIN CLEAR	20,059.28	TDOA MBIA	100,283.35	230,388.81
2021 568 TECHNOLOGY RESOURCES	FIN CLEAR	1.07	TDOA		1.07
2021 569 HAVA ELECTION GRANT	FIN CLEAR	5,304.60	TDOA	15,214.27	20,518.87
2021 570 GOLDEN WATER SUPPLY CORP					
2021 580 D.A. CHECK COLLECTION FUND	FIN CLEAR	.75-	TDOA MBIA	10,680.03	10,679.28
2021 591 CONSTABLE #1 TIBOSE FUND	FIN CLEAR	3,201.53	TDOA MBIA	.33	3,201.86
2021 592 CONSTABLE #2 TIBOSE FUND	FIN CLEAR	2,692.48	MBIA		2,692.48
2021 593 CONSTABLE #3 TIBOSE FUND	FIN CLEAR	1,359.92	MBIA		1,359.92
2021 594 CONSTABLE #4 TIBOSE FUND	FIN CLEAR	37.71	TDOA MBIA	4,904.90	4,942.61

FUND NAME	CHECKING ACCOUNT	CHECKING AMOUNT	TDOA ACCOUNT	TDOA AMOUNT	FUND TOTAL
2021 595 SHERIFF TLEOSE FUND	FIN CLEAR	4,684.49	TDOA MBIA	9,009.47	13,693.96
2021 596 DA TLEOSE FUND	FIN CLEAR	2,605.29	MBIA		2,605.29
2021 600 JUSTICE COURT TECHNOLOGY FUNDFIN	CLEAR	4,618.80	TDOA MBIA	52,689.29	57,308.09
2021 800 CONTRIBUTION RELIEF FUND	FIN CLEAR		TDOA	16,082.93	16,082.93
2021 802 VETERAN'S MEMORIAL WALL FUNDFIN	CLEAR		TDOA		
2021 803 HISTORICAL COMMISSION	FIN CLEAR	4,421.85	TDOA	5,285.61	9,707.46
2021 804 VAN TORNADO-ASSISTANCE	FIN CLEAR				
2021 805 FEMA - DEC 2015 STORM	FIN CLEAR		TDOA		
2021 806 FEMA APRIL 2016 STORM	FIN CLEAR				
2021 807 HAZARD MITIGATION GRANT	FIN CLEAR		TDOA		
2021 808 COURTHOUSE PLANNING GRANT	FIN CLEAR				
2021 809 PRETRIAL INTERVENTION PROGRAMFIN	CLEAR	16,205.12	TDOA	49,853.22	66,058.34
2021 810 SHERIFF JUSTICE FORFEITURE FFIN	CLEAR	870.00	TDOA	25,452.77	26,322.77
2021 811 SHERIFF TREASURY FORFEITURE FIN	CLEAR		TDOA		
2021 812 CONSTABLE PCT #1 FOREFEITURE FIN	CLEAR	500.00	TDOA		500.00
2021 813 VOICES - JUV CJD GRANT	FIN CLEAR	8,503.36-			8,503.36-
2021 814 LOCAL TRUANCY PREVENTION & DFIN	CLEAR	9,283.97	TDOA		9,283.97
2021 815 COVID -19	FIN CLEAR		TDOA MBIA	47.50	47.50
2021 816 COUNTY INFRASTORE FUND GRANTFIN	CLEAR	62,871.47-	TDOA MBIA		62,871.47-
2021 817 AMERICAN RESCUE PLAN	FIN CLEAR		TDOA MBIA TX CLASS		
TOTAL		963,260.80		22,132,108.68	23,095,369.48



CHECK ACCOUNT

CHECK

ACCOUNT BALANCE - FIN CLEAR	649,140.14
ACCOUNT BALANCE - CTY JURY	3,411.00
ACCOUNT BALANCE - ESCROW #1	2,462.31
ACCOUNT BALANCE - ESCROW #3	6,001.89
ACCOUNT BALANCE - ESCROW #4	7,455.51
ACCOUNT BALANCE - ESCROW #5	16,376.32
ACCOUNT BALANCE - ESCROW #10	29,061.08
ACCOUNT BALANCE - ESCROW #17	6,481.18
ACCOUNT BALANCE - ESCROW #26	1,001.82
ACCOUNT BALANCE - ESCROW #27	2,927.82
ACCOUNT BALANCE - ESCROW #34	9,664.61
ACCOUNT BALANCE - ESCROW #84	34,596.51
ACCOUNT BALANCE - DBBT CL	34,596.51
ACCOUNT BALANCE - PAYCLEAR	194,039.82

TOTAL

963,260.80

TDOA ACCOUNT

TDOA

ACCOUNT BALANCE - TDOA	11,668,131.27
ACCOUNT BALANCE - MBIA	10,463,977.41

TOTAL

22,132,108.68

FUND NAME	**** MONTH TO DATE **** REVENUES	**** MONTH TO DATE **** EXPENSES	**** YEAR TO DATE **** REVENUES	**** YEAR TO DATE **** EXPENSES
2021 GENERAL FUND	817,688.86	738,282.99	12,931,388.58	5,933,405.56
2021 RESERVE FUNDS	.00	.00	.00	.00
2021 SHERIFF CHAPTER 59 FORFEITURE	.19	47,203.28-	7.02	47,203.28-
2021 DA FORFEITURE FUND	.00	.00	.00	.00
2021 BUILDING SECURITY FUND	6,581.74	10,112.57	44,758.97	43,492.50
2021 JUSTICE COURT BLDG SECURITY	324.60	258.00	1,754.99	1,059.00
2021 DA FORFEITURE FUND	.00	.00	.00	.00
2021 ROAD & BRIDGE - PCT. 1	46,434.33	95,823.03	1,847,363.48	774,999.42
2021 ROAD & BRIDGE - PCT. 2	57,518.34	261,280.22	1,996,315.72	1,123,472.12
2021 ROAD & BRIDGE - PCT. 3	63,549.01	185,002.33	1,960,890.57	1,183,785.16
2021 ROAD & BRIDGE - PCT. 4	45,740.07	96,337.38	1,644,411.39	1,031,796.53
2021 ROAD & BRIDGE - GEN	4,718.32	5,783.25	37,746.95	39,173.25
2021 VICTIM COORDINATOR GRANT	.00	6,795.48	27,325.82	40,632.73
2021 DA FORFEITURE FUND II	13,251.24	3,157.52	114,145.41	69,449.11
2021 CONSTABLE PCT #4 SEIZURE	.03	.00	2.39	1,941.00
2021 COUNTY LAW LIBRARY FUND	3,150.60	2,713.90	19,630.98	15,441.30
2021 COUNTY FREE LIBRARY	10,831.69	13,276.76	86,485.28	78,845.20
2021 DIGITIZE RECORDS	1,723.10	.00	10,862.63	.00
2021 SUPPLEMENTAL GUARDIANSHIP	360.29	.00	2,774.73	.00
2021 COUNTY CHILD ABUSE PREVENTION	28.59	.00	211.80	.00
2021 COURT RELATED PROGRAMS	630.16	.00	4,105.22	.00
2021 COUNTY & DISTRICT TECH FUND	198.22	.00	1,080.46	.00
2021 CAPITALCREDITSECONOMICDEVELOP	5.02	.00	147.94	.00
2021 DISTRICT CLERK TECHNOLOGY FUND	905.25	.00	5,142.82	.00
2021 CHAPTER 19	.00	.00	.00	.00
2021 COUNTY RECORDS FUND	1,213.98	145.00	6,992.86	1,605.00

FUND NAME	***** MONTH TO DATE ***** REVENUES	***** YEAR TO DATE ***** REVENUES	***** MONTH TO DATE ***** EXPENSES	***** YEAR TO DATE ***** EXPENSES
2021 COUNTY CLERK RECORDS FUND	14,674.49	85,593.92	.00	21,770.18
2021 DISTRICT CLERK RECORDS FUND	495.99	2,788.97	.00	.00
2021 COUNTY CLERK ARCHIVE	14,600.59	85,067.87	.00	.00
2021 PERMANENT IMPROVEMENT FUND	.00	2.05	.00	.00
2021 RIGHT-OF-WAY FUND	.00	.00	.00	.00
2021 TAX ANTICIPATION NOTES	.00	.00	.00	.00
2021 DEBT SERVICE FUND	18,833.12	1,180,401.66	.00	1,022,292.80
2021 VZC INDIGENT HEALTH PROGRAM	10,000.00	88,193.72	10,668.89	87,735.03
2021 SOIL CONSERVATION DIST FUND	57,047.61	670,795.80	57,190.00	705,782.83
2021 APPELLATE JUSTICE SYSTEM FUND	450.00	2,800.00	.00	3,355.00
2021 PAYROLL CLEARING ACCOUNT.	.00	.00	.00	.00
2021 GEN FIXED ASSETS ACCOUNT GRP	.00	.00	.00	.00
2021 LONG TERM DEBT GROUP	.00	.00	.00	.00
2021 VAN ZANDT COUNTY JAIL	19,604.89	697,991.81	212,921.23	1,284,538.51
2021 VAN ZANDT COUNTY SHERIFF DEPT	29,987.85	747,322.96	229,420.26	1,566,522.13
2021 SOLID WASTE GRANT	.00	.00	.00	.00
2021 2020 HAVA CARES ACT	.12	6.38	.00	18,699.21
2021 FRUITVALE 2021 TXCDBG 7220480	9,075.00	9,075.00	9,075.00	9,075.00
2021 BENWHEELERMSC 71348911131115	.00	.00	.00	.00
2021 LITTLEHOPEMOOREMSC713026081315	.00	.00	.00	.00
2021 PRETRIAL SUPERVISION	3,461.08	34,744.74	7,837.10	37,779.96
2021 COMMUNITY SUP & CORRECTIONS	46,244.81	407,821.43	70,526.67	422,684.97
2021 ADULT PROBATION CIVIL	1,901.18	11,497.44	2,766.30	11,786.49
2021 HIGH RISK SUBSTANCE ABUSE -CCP	.00	33,826.89	5,626.89	37,633.94
2021 HIGH RISK SEX OFFENDER -CCP	.00	37,679.18	6,581.37	44,028.69
2021 GRANT C COMMIT REDUCTION PROG	.00	.00	.00	.00

VAN ZANDT COUNTY  
FINANCIAL CLEARING  
121 E DALLAS RM 101  
CANTON TX 75103

PUBLIC FUNDS CHECKING

██████████ (Continued)

CHECKS IN NUMERICAL ORDER					
Date	Check No	Amount	Date	Check No	Amount
5/10	74746	1,300.00	5/03	74788	2,665.89
5/04	74747	80.00	5/06	74789	397.15
5/04	74748	260.00	5/06	74790	55,416.00
5/04	74749	1,461.10	5/11	74791	538.13
5/04	74750	1,375.00	5/04	74792	3,250.00
5/04	74751	68.33	5/06	74793	2,352.09
5/04	74752	105.00	5/03	74794	6,030.00
5/05	74753	698.76	5/14	74795	350.00
5/03	74754	63.28	5/04	74798*	1,500.00
5/04	74755	17.24	5/11	74799	4,000.00
5/03	74756	230.00	5/05	74800	420.00
5/03	74758*	7,400.00	5/07	74801	466.94
5/06	74759	175.00	5/04	74802	21.10
5/05	74760	1,695.00	5/03	74803	133.06
5/03	74761	522.08	5/03	74804	512.00
5/06	74762	15.48	5/04	74805	38.27
5/04	74763	1,128.00	5/04	74806	11,732.98
5/04	74764	125.00	5/05	74807	513.47
5/05	74765	522.80	5/04	74808	810.06
5/04	74766	28.99	5/06	74809	1,425.00
5/03	74767	80.00	5/03	74810	2,692.23
5/03	74768	471.41	5/11	74811	4,596.84
5/13	74769	350.00	5/05	74812	298.58
5/07	74770	7,597.05	5/10	74813	375.00
5/05	74771	162.69	5/11	74814	207.00
5/07	74773*	476.99	5/07	74815	2,180.50
5/10	74775*	1,166.35	5/12	74816	100.00
5/04	74776	1,197.50	5/04	74817	500.00
5/19	74777	90.00	5/05	74818	6.44
5/07	74778	126.94	5/04	74819	180.00
5/17	74779	343.68	5/10	74821*	120.00
5/05	74780	4,157.67	5/06	74822	2,000.00
5/18	74781	1,261.54	5/14	74823	132.00
5/11	74782	2,104.81	5/04	74824	8,646.00
5/03	74783	286.29	5/11	74825	150.00
5/14	74784	90.00	5/07	74826	245.85
5/19	74785	2,750.00	5/05	74827	1,225.00
5/11	74786	1,000.00	5/05	74828	3,864.00
5/04	74787	300.00	5/17	74829	28.00

\* Indicates break in check number sequence

VAN ZANDT COUNTY  
FINANCIAL CLEARING  
121 E DALLAS RM 101  
CANTON TX 75103

PUBLIC FUNDS CHECKING

██████████ (Continued)

CHECKS IN NUMERICAL ORDER

Date	Check No	Amount	Date	Check No	Amount
5/13	74830	608.77	5/05	74875	151.89
5/04	74832*	967.22	5/05	74876	11,904.36
5/04	74833	25,000.00	5/13	74877	150.00
5/03	74834	5,025.00	5/05	74878	17,564.32
5/04	74836*	190.00	5/04	74879	2,442.00
5/06	74837	259.85	5/05	74880	218.50
5/07	74838	55.50	5/13	74882*	197.30
5/04	74839	28.07	5/06	74883	5,668.88
5/06	74840	140.84	5/05	74884	76.41
5/04	74841	3,262.59	5/04	74885	111,654.36
5/03	74842	6,431.94	5/04	74886	30.10
5/07	74843	1,569.00	5/04	74887	383.62
5/04	74844	247.50	5/04	74888	2,197.59
5/03	74845	85.00	5/11	74892*	1,986.00
5/03	74846	3,304.51	5/03	74893	684.00
5/26	74848*	208.41	5/04	74894	520.00
5/14	74849	12.20	5/17	74895	1,215.06
5/04	74850	37,359.15	5/11	74896	85.45
5/04	74851	267.53	5/12	74897	191.92
5/04	74852	5,105.00	5/17	74898	95.32
5/04	74853	638.49	5/11	74899	7,390.10
5/05	74855*	265.75	5/12	74900	662.59
5/17	74856	50.00	5/12	74901	60.70
5/04	74857	168.00	5/13	74902	162.20
5/14	74858	200.00	5/18	74903	689.55
5/04	74859	85,192.87	5/17	74904	2,929.92
5/11	74861*	600.00	5/11	74905	1,199.95
5/04	74862	19.30	5/14	74906	265.51
5/06	74863	336.40	5/11	74907	524.80
5/05	74864	78.68	5/14	74908	36.39
5/05	74865	145.62	5/17	74909	500.00
5/10	74866	93.33	5/14	74910	15.88
5/05	74867	151.96	5/14	74911	251.31
5/05	74868	50.00	5/14	74912	1,149.00
5/04	74869	607.37	5/17	74913	48.65
5/05	74870	187.86	5/13	74914	68.00
5/05	74872*	116.66	5/19	74915	30.00
5/05	74873	256.18	5/13	74917*	995.76
5/10	74874	600.00	5/24	74918	150.00

\* Indicates break in check number sequence

VAN ZANDT COUNTY  
FINANCIAL CLEARING  
121 E DALLAS RM 101  
CANTON TX 75103

PUBLIC FUNDS CHECKING

[REDACTED] (Continued)

CHECKS IN NUMERICAL ORDER

Date	Check No	Amount	Date	Check No	Amount
5/13	74919	250.00	5/20	74966	500.00
5/19	74920	189.63	5/20	74967	116.71
5/19	74921	520.99	5/17	74968	2,752.13
5/20	74922	1,800.00	5/21	74969	237.60
5/17	74923	189.27	5/20	74970	676.00
5/17	74924	4,243.44	5/19	74971	1,360.00
5/17	74925	622.65	5/20	74972	12,134.72
5/14	74926	535.00	5/20	74973	726.00
5/17	74927	225.60	5/20	74974	154.50
5/24	74928	4,125.00	5/17	74977*	430.40
5/18	74930*	87.92	5/18	74978	750.00
5/14	74932*	193.00	5/21	74979	2,100.00
5/19	74934*	64.00	5/17	74981*	61.72
5/18	74935	109.00	5/20	74982	400.00
5/25	74936	114.00	5/18	74983	2,000.00
5/20	74939*	500.00	5/17	74984	75.00
5/18	74940	103.52	5/18	74985	159.13
5/18	74941	889.30	5/19	74986	9,693.66
5/18	74943*	4,950.00	5/18	74987	500.00
5/24	74944	750.00	5/19	74988	189.00
5/20	74945	1,365.00	5/17	74989	2,473.46
5/19	74946	350.00	5/18	74990	11,193.22
5/18	74947	1,200.00	5/18	74991	330.00
5/20	74948	90.00	5/18	74992	1,592.20
5/20	74949	175.00	5/18	74993	203.04
5/13	74950	16.50	5/18	74994	1,082.61
5/18	74953*	600.53	5/25	74995	1,045.00
5/17	74954	283.74	5/18	74996	496.35
5/20	74955	474.35	5/21	74997	1,571.00
5/18	74956	972.00	5/25	74998	47.00
5/19	74957	135.74	5/21	74999	118.00
5/18	74958	113.96	5/20	75000	60.00
5/17	74959	212.15	5/18	75002*	500.00
5/21	74960	5,445.43	5/21	75003	52.69
5/17	74961	916.18	5/18	75005*	350.00
5/26	74962	615.00	5/17	75006	127.21
5/21	74963	430.00	5/25	75007	5,956.00
5/18	74964	852.87	5/17	75008	67.00
5/28	74965	630.00	5/18	75010*	8,460.00

\* Indicates break in check number sequence

VAN ZANDT COUNTY  
FINANCIAL CLEARING  
121 E DALLAS RM 101  
CANTON TX 75103

PUBLIC FUNDS CHECKING

[REDACTED] (Continued)

CHECKS IN NUMERICAL ORDER					
Date	Check No	Amount	Date	Check No	Amount
5/18	75011	48.37	5/18	75056	649.22
5/19	75012	2,625.00	5/18	75057	792.53
5/25	75013	600.53	5/18	75058	3,875.50
5/19	75014	150.00	5/17	75060*	605.30
5/18	75016*	13,959.00	5/26	75061	50.00
5/18	75019*	92.14	5/24	75062	535.55
5/21	75020	204.02	5/24	75063	600.53
5/18	75021	124.75	5/18	75064	257.66
5/17	75022	2,563.56	5/19	75065	197.00
5/14	75023	390.00	5/19	75066	478.48
5/13	75024	213.50	5/18	75068*	6,408.00
5/21	75025	1,925.00	5/18	75069	31,412.64
5/24	75026	141.90	5/24	75070	1,275.00
5/20	75028*	9,753.21	5/12	75072*	56,294.00
5/19	75029	784.45	5/12	75073	222.00
5/25	75030	350.00	5/18	75074	345.25
5/17	75031	1,550.00	5/13	75075	480.00
5/17	75032	23.25	5/21	75076	2,221.46
5/26	75033	179.00	5/21	75077	4,141.37
5/14	75034	36.30	5/21	75078	140.95
5/19	75035	686.45	5/20	75079	21.35
5/18	75036	267.63	5/21	75080	329.59
5/14	75037	42.00	5/21	75081	431.92
5/18	75039*	450.00	5/20	75082	44.54
5/26	75040	82.75	5/18	75083	197.52
5/24	75041	150.00	5/20	75084	1,514.36
5/18	75042	28,866.76	5/18	75085	163.00
5/19	75043	17.50	5/19	75086	49.95
5/18	75044	65,577.00	5/17	75087	26.09
5/19	75045	250.00	5/26	75088	175.00
5/21	75046	290.00	5/18	75089	50.00
5/18	75047	97,839.00	5/18	75090	59.52
5/21	75049*	1,500.00	5/20	75091	3,534.25
5/27	75050	29.00	5/19	75092	1,036.00
5/18	75051	1,550.00	5/19	75093	75.00
5/18	75052	121.10	5/25	75094	5,943.28
5/20	75053	668.59	5/19	75095	110.00
5/19	75054	332.29	5/17	75096	390.00
5/21	75055	6,000.00	5/18	75097	520.00

\* Indicates break in check number sequence

Date 5/28/21  
PRIMARY ACCOUNT  
ENCLOSURES

Page 8  
██████████  
378

VAN ZANDT COUNTY  
FINANCIAL CLEARING  
121 E DALLAS RM 101  
CANTON TX 75103

PUBLIC FUNDS CHECKING

██████████ (Continued)

CHECKS IN NUMERICAL ORDER

Date	Check No	Amount	Date	Check No	Amount
5/28	75099*	76.00	5/26	75202*	12,430.00
5/25	75103*	116.00	5/28	75214*	663.74
5/24	75108*	83.25	5/28	75231*	250.00
5/27	75181*	1,812.00	5/28	75245*	56,294.00
5/28	75190*	114.00	5/28	75265*	480.00
5/27	75191	7,250.00			

\* Indicates break in check number sequence

---

DAILY BALANCE INFORMATION

Date	Balance	Date	Balance	Date	Balance
5/03	1,298,107.17	5/12	1,383,776.40	5/21	1,185,555.57
5/04	971,099.85	5/13	1,316,601.79	5/24	1,224,104.79
5/05	946,337.84	5/14	1,351,260.72	5/25	1,294,769.98
5/06	904,435.91	5/17	1,201,890.79	5/26	1,087,892.92
5/07	912,883.35	5/18	975,181.89	5/27	1,143,318.38
5/10	1,266,350.53	5/19	986,568.19	5/28	1,073,692.46
5/11	1,565,699.67	5/20	1,206,687.10		

END OF STATEMENT



TexPool Participant Services  
 1001 Texas Avenue, Suite 1150  
 Houston, TX 77002



# Participant Statement

VAN ZANDT COUNTY  
 FINANCIAL CLEARING FUND  
 ATTN KENNY EDWARDS  
 121 E DALLAS ST STE 101  
 CANTON TX 75103-1496

Statement Period **05/01/2021 - 05/31/2021**

Page 1 of 2

Customer Service 1-866-TEX-POOL  
 Location ID 000078331  
 Investor ID 000009623

## TexPool Update

Get the latest insights from key market strategists. Our portfolio managers and strategists provide weekly updates on news and trends in the financial industry. Visit the Insights page at [TexPool.com](http://TexPool.com) for the latest commentary.

## TexPool Summary

Pool Name	Beginning Balance	Total Deposits	Total Withdrawals	Total Interest	Current Balance	Average Balance
Texas Local Government Investment Pool	\$11,668,030.38	\$0.00	\$0.00	\$100.89	\$11,668,131.27	\$11,668,043.40
<b>Total Dollar Value</b>	<b>\$11,668,030.38</b>	<b>\$0.00</b>	<b>\$0.00</b>	<b>\$100.89</b>	<b>\$11,668,131.27</b>	

## Portfolio Value

Pool Name	Pool/Account	Market Value (05/01/2021)	Share Price (05/31/2021)	Shares Owned (05/31/2021)	Market Value (05/31/2021)
Texas Local Government Investment Pool	[REDACTED]	\$11,668,030.38	\$1.00	11,668,131.270	\$11,668,131.27
<b>Total Dollar Value</b>		<b>\$11,668,030.38</b>			<b>\$11,668,131.27</b>

## Interest Summary

Pool Name	Pool/Account	Month-to-Date Interest	Year-to-Date Interest
Texas Local Government Investment Pool	[REDACTED]	\$100.89	\$1,457.57
<b>Total</b>		<b>\$100.89</b>	<b>\$1,457.57</b>




## Transaction Detail

Texas Local Government Investment Pool

Participant: VAN ZANDT COUNTY

Pool/Account: ██████████

Transaction Date	Settlement Date	Transaction Description	Transaction Dollar Amount	Share Price	Shares This Transaction	Shares Owned
05/01/2021	05/01/2021	BEGINNING BALANCE	\$11,668,030.38	\$1.00		11,668,030.380
05/28/2021	05/28/2021	MONTHLY POSTING	\$100.89	\$1.00	100.890	11,668,131.270
Account Value as of 05/31/2021			\$11,668,131.27	\$1.00		11,668,131.270



0000221-0001203 PDF 305629

Van Zandt County  
121 East Dallas Street Room 101  
Canton, TX 75103

Summary Statement

May 31, 2021  
Page 1 of 3

Investor ID: [REDACTED]

Texas CLASS

Texas CLASS

Average Monthly Yield: 0.0784%

	Beginning Balance	Contributions	Withdrawals	Income Earned	Income Earned YTD	Average Daily Balance	Month End Balance
FINANCIAL CLEARING	10,463,280.80	0.00	0.00	696.61	4,028.39	10,463,657.57	10,463,977.41
American Rescue Plan	0.00	0.00	0.00	0.00	0.00	0.00	0.00
<b>TOTAL</b>	<b>10,463,280.80</b>	<b>0.00</b>	<b>0.00</b>	<b>696.61</b>	<b>4,028.39</b>	<b>10,463,657.57</b>	<b>10,463,977.41</b>

Tel: (800) 707-6242

<https://www.texasclass.com/>



Account Statement

May 31, 2021

Page 2 of 3

Account Number: [REDACTED]

FINANCIAL CLEARING

Account Summary

Average Monthly Yield: 0.0784%

	Beginning Balance	Contributions	Withdrawals	Income Earned	Income Earned YTD	Average Daily Balance	Month End Balance
Texas CLASS	10,463,280.80	0.00	0.00	696.61	4,028.39	10,463,657.57	10,463,977.41

Transaction Activity

Transaction Date	Transaction Description	Contributions & Income Earned	Withdrawals	Balance	Transaction Number
05/01/2021	Beginning Balance			10,463,280.80	
05/31/2021	Income Dividend Reinvestment	696.61			
05/31/2021	Ending Balance			10,463,977.41	

Tel: (800) 707-6242

<https://www.texasclass.com/>



Texas CLASS

Texas CLASS

Date	Dividend Rate	Daily Yield
05/01/2021	0.000000000	0.0810%
05/02/2021	0.000000000	0.0810%
05/03/2021	0.000002215	0.0808%
05/04/2021	0.000002176	0.0794%
05/05/2021	0.000002267	0.0827%
05/06/2021	0.000002090	0.0763%
05/07/2021	0.000006528	0.0794%
05/08/2021	0.000000000	0.0794%
05/09/2021	0.000000000	0.0794%
05/10/2021	0.000002174	0.0794%
05/11/2021	0.000002107	0.0769%
05/12/2021	0.000002160	0.0789%
05/13/2021	0.000002314	0.0845%
05/14/2021	0.000006804	0.0828%
05/15/2021	0.000000000	0.0828%
05/16/2021	0.000000000	0.0828%
05/17/2021	0.000002276	0.0831%
05/18/2021	0.000002212	0.0807%
05/19/2021	0.000002179	0.0795%
05/20/2021	0.000002208	0.0806%
05/21/2021	0.000006435	0.0783%
05/22/2021	0.000000000	0.0783%
05/23/2021	0.000000000	0.0783%
05/24/2021	0.000002082	0.0760%
05/25/2021	0.000002049	0.0748%
05/26/2021	0.000002058	0.0751%
05/27/2021	0.000001946	0.0710%
05/28/2021	0.000007856	0.0717%
05/29/2021	0.000000000	0.0717%
05/30/2021	0.000000000	0.0717%
05/31/2021	0.000000000	0.0717%

Performance results are shown net of all fees and expenses and reflect the reinvestment of dividends and other earnings. Many factors affect performance including changes in market conditions and interest rates and in response to other economic, political, or financial developments. Investment involves risk including the possible loss of principal. No assurance can be given that the performance objectives of a given strategy will be achieved. **Past performance is no guarantee of future results. Any financial and/or investment decision may incur losses.**

Tel: (800) 707-6242

<https://www.texasclass.com/>

ACCOUNT NUMBER	ACCOUNT NAME	DATE	AMDT NUMBER	OLD BUDGET AMOUNT	AMENDED BUDGET AMOUNT	AMOUNT OF CHANGE	DESCRIPTION	CLK
2021 024-320-000	SPECIAL ROAD TAX	06/09/2021	210081	575,402.00	598,202.00	22,800.00	INCREASE TO REVENUE & EXPEN	MK
			TOTAL AMENDMENTS	1	1	22,800.00		
2021 024-367-000	GENERAL CONTRIBUTI	12/09/2020	210014	14,360.00	14,360.00	0.00	INCREASE REV & EXP	MK
2021 024-367-000	GENERAL CONTRIBUTI	12/09/2020	210015	14,360.00	56,755.36	42,395.36	INCREASE REV & EXP	MK
			TOTAL AMENDMENTS	2	2	56,755.36		
2021 024-370-100	ROAD DAMAGE PAYMEN	10/28/2020	210005	35,400.00	35,400.00	0.00	INCREASE REV & EXP	MK
			TOTAL AMENDMENTS	1	1	35,400.00		
2021 024-624-110	SALARIES - COMP TI	04/28/2021	210054	72,020.00	3,000.00	3,000.00	LINE ITEM TRANSFER	MK
2021 024-624-202	GROUP INSURANCE	04/28/2021	210052	69,020.88	59,020.88	10,000.00	LINE ITEM TRANSFER	MK
2021 024-624-202	FUEL & LUBRICANTS	03/03/2021	210029	53,000.00	52,500.00	500.00	LINE ITEM TRANSFER	MK
2021 024-624-330	FUEL & LUBRICANTS	04/28/2021	210055	49,500.00	49,500.00	0.00	LINE ITEM TRANSFER	MK
2021 024-624-330	FUEL & LUBRICANTS	06/09/2021	210082	49,500.00	5,027.18	5,027.18	LINE ITEM TRANSFER	MK
2021 024-624-335	ROAD & BRIDGE MAT	10/28/2020	210005	741,779.00	35,400.00	35,400.00	INCREASE REV & EXP	MK
2021 024-624-335	ROAD & BRIDGE MAT	11/12/2020	210007	777,179.00	10,708.76	10,708.76	REB TRANS TO CTFG	MK
2021 024-624-335	ROAD & BRIDGE MAT	11/25/2020	210010	766,470.24	116,080.00	116,080.00	LINE ITEM TRANSFER	MK
2021 024-624-335	ROAD & BRIDGE MAT	12/09/2020	210014	650,390.24	664,750.24	14,360.00	INCREASE REV & EXP	MK
2021 024-624-335	ROAD & BRIDGE MAT	12/09/2020	210015	664,750.24	707,145.60	42,395.36	INCREASE REV & EXP	MK
2021 024-624-335	ROAD & BRIDGE MAT	06/09/2021	210082	707,145.60	3,900.00	3,900.00	LINE ITEM TRANSFER	MK
2021 024-624-340	SHOP SUPPLIES & TO	03/03/2021	210055	7,750.00	3,500.00	3,500.00	LINE ITEM TRANSFER	MK
2021 024-624-340	SHOP SUPPLIES & TO	04/28/2021	210055	7,750.00	10,750.00	3,000.00	LINE ITEM TRANSFER	MK
2021 024-624-442	WATER	03/31/2021	210043	28,000.00	4,000.00	4,000.00	LINE ITEM TRANSFER	MK
2021 024-624-442	APPRAISAL DIST SPE	06/09/2021	210043	28,000.00	24,000.00	4,000.00	LINE ITEM TRANSFER	MK
2021 024-624-495	MISCELLANEOUS EXPE	03/31/2021	210043	5,000.00	4,600.00	400.00	LINE ITEM TRANSFER	MK
2021 024-624-571	EQUIPMENT PURCHASE	11/25/2020	210010	224,000.00	224,000.00	0.00	LINE ITEM TRANSFER	MK
2021 024-624-571	EQUIPMENT PURCHASE	06/09/2021	210081	224,000.00	246,800.00	22,800.00	INCREASE TO REVENUE & EXPEN	MK
2021 024-624-571	EQUIPMENT PURCHASE	06/09/2021	210082	246,800.00	22,927.18	22,927.18	LINE ITEM TRANSFER	MK
2021 024-624-800	CONTINGENCY	11/25/2020	210010	107,920.00	107,920.00	0.00	LINE ITEM TRANSFER	MK
			TOTAL AMENDMENTS	21	21	104,246.60		
2021 024-700-816	TRANSFER TO CTFG	11/12/2020	210007	10,708.76	10,708.76	0.00	R&B TRANS TO CTFG	MK
			TOTAL AMENDMENTS	1	1	10,708.76		
2021 035-352-400	GRANT PROCEEDS	01/21/2021	210020	47,500.00	45,125.00	2,375.00	CORRECT BUDGET TO MATCH AME	SH
			TOTAL AMENDMENTS	1	1	2,375.00		
2021 035-476-310	OFFICE SUPPLIES	01/21/2021	210020	1,500.00	1,500.00	0.00	CORRECT BUDGET TO MATCH AME	SH
2021 035-476-427	TRAINING	01/21/2021	210020	2,500.00	875.00	1,625.00	CORRECT BUDGET TO MATCH AME	SH
			TOTAL AMENDMENTS	2	2	2,375.00		
2021 036-352-400	FORFEITED PROPERTY	11/12/2020	210006	15,000.00	19,039.16	4,039.16	INCREASE REV & EXP	MK
2021 036-352-400	FORFEITED PROPERTY	11/12/2020	210009	19,039.16	21,643.35	2,604.19	INCREASE REV & EXP	MK
2021 036-352-400	FORFEITED PROPERTY	01/22/2021	210022	21,643.35	29,870.39	7,422.04	INCREASE REVENUE & EXPENSE	MK
2021 036-352-400	FORFEITED PROPERTY	01/22/2021	210023	29,870.39	805.00	805.00	INCREASE REVENUE & EXPENSE	MK
2021 036-352-400	FORFEITED PROPERTY	02/03/2021	210027	30,150.39	280.00	280.00	INCREASE REV & EXP	MK
2021 036-352-400	FORFEITED PROPERTY	03/03/2021	210030	30,724.39	574.00	574.00	INCREASE REV & EXP	MK
2021 036-352-400	FORFEITED PROPERTY	03/03/2021	210031	30,724.39	31,253.22	528.83	INCREASE REV & EXP	MK
2021 036-352-400	FORFEITED PROPERTY	03/17/2021	210039	31,253.22	83,693.30	52,440.08	INCREASE REVENUE & EXPENSE	MK
2021 036-352-400	FORFEITED PROPERTY	03/17/2021	210040	83,693.30	86,165.50	2,500.00	INCREASE TO REVENUE & EXPEN	MK
2021 036-352-400	FORFEITED PROPERTY	06/09/2021	210083	86,165.50	87,605.36	1,439.86	INCREASE TO REVENUE & EXPEN	MK
2021 036-352-400	FORFEITED PROPERTY	06/09/2021	210084	87,605.36	88,105.36	500.00	INCREASE TO REVENUE & EXPEN	MK
2021 036-352-400	FORFEITED PROPERTY	06/09/2021	210085	88,105.36	88,341.36	236.00	INCREASE TO REVENUE & EXPEN	MK

ACCOUNT NUMBER	ACCOUNT NAME	DATE	AMDMT NUMBER	OLD BUDGET AMOUNT	AMENDED BUDGET AMOUNT	AMOUNT OF CHANGE	DESCRIPTION	CLK
2021 036-476-471	DISTRIBUTION TO CT	11/12/2020	210006	.00	1,891.90	1,891.90	INCREASE REV & EXP	MK
2021 036-476-471	DISTRIBUTION TO OT	11/12/2020	210009	1,891.90	3,233.61	1,341.71	INCREASE REVENUE & EXP	MK
2021 036-476-471	DISTRIBUTION TO OT	03/17/2021	210032	3,233.61	9,409.65	6,176.04	INCREASE REVENUE & EXP	MK
2021 036-476-471	DISTRIBUTION TO OT	03/17/2021	210039	9,409.65	36,256.81	26,847.16	INCREASE REVENUE & EXP	MK
2021 036-476-480	LITIGATION EXPENSE	06/09/2021	210083	36,256.81	37,696.67	1,439.86	INCREASE REVENUE & EXP	MK
2021 036-476-480	LITIGATION EXPENSE	11/12/2020	210006	.00	500.00	500.00	INCREASE REVENUE & EXP	MK
2021 036-476-480	LITIGATION EXPENSE	01/22/2021	210023	500.00	1,000.00	500.00	INCREASE REVENUE & EXP	MK
2021 036-476-480	LITIGATION EXPENSE	06/09/2021	210084	1,000.00	1,350.00	350.00	INCREASE REVENUE & EXP	MK
2021 036-476-481	COURT COSTS	11/12/2020	210006	.00	368.00	368.00	INCREASE REV & EXP	MK
2021 036-476-481	COURT COSTS	11/12/2020	210009	368.00	736.00	368.00	INCREASE REVENUE & EXP	MK
2021 036-476-481	COURT COSTS	01/22/2021	210022	736.00	1,482.00	745.00	INCREASE REVENUE & EXP	MK
2021 036-476-481	COURT COSTS	01/22/2021	210030	1,482.00	1,937.00	455.00	INCREASE REVENUE & EXP	MK
2021 036-476-481	COURT COSTS	03/03/2021	210039	1,937.00	2,511.00	574.00	INCREASE REVENUE & EXP	MK
2021 036-476-481	COURT COSTS	03/17/2021	210085	2,511.00	2,796.00	285.00	INCREASE REVENUE & EXP	MK
2021 036-476-481	COURT COSTS	06/09/2021	210085	2,796.00	3,032.00	236.00	INCREASE REVENUE & EXP	MK
2021 036-476-482	RETURN TO RESPONDE	02/03/2021	210027	.00	280.00	280.00	INCREASE REV & EXP	MK
2021 036-476-482	RETURN TO RESPONDE	03/17/2021	210039	280.00	7,662.00	7,382.00	INCREASE REVENUE & EXP	MK
2021 036-476-495	MISC. EXPENDITURES	11/12/2020	210009	1,000.00	1,894.48	894.48	INCREASE REV & EXP	MK
2021 036-476-495	MISC. EXPENDITURES	03/03/2021	210031	1,894.48	2,423.31	528.83	INCREASE REV & EXP	MK
2021 036-476-495	MISC. EXPENDITURES	03/17/2021	210039	2,423.31	20,321.43	17,898.12	INCREASE REVENUE & EXPENSE	MK
2021 036-476-495	MISC. EXPENDITURES	03/17/2021	210040	20,321.43	22,821.43	2,500.00	INCREASE REVENUE & EXPENSE	MK
2021 036-476-495	MISC. EXPENDITURES	03/17/2021	210040	22,821.43	72,062.10	49,240.67	INCREASE REVENUE & EXPENSE	MK
2021 057-403-407	MICROFILMING	04/15/2021	210050	200,000.00	150,000.00	50,000.00-	LINE ITEM TRANSFER	MK
2021 057-403-462	OFFICE EQUIPMENT R	04/15/2021	210050	200,000.00	50,000.00	150,000.00-	LINE ITEM TRANSFER	MK
2021 059-340-405	RECORDS ARCHIVE FE	05/13/2021	210066	110,000.00-	165,000.00-	55,000.00-	INCREASE REV & EXP	MK
2021 059-403-407	MICROFILMING/IMAGI	05/13/2021	210066	200,000.00	255,000.00	55,000.00	INCREASE REV & EXP	MK
2021 088-670-403	GRANT ADMINISTRATI	05/26/2021	210071	50,225.00	27,114.00	23,111.00-	LINE ITEM TRANSFER	MK
2021 088-670-535	CAPITAL OUTLAY - OT	05/26/2021	210071	1,004,493.00	615,479.00	389,014.00-	LINE ITEM TRANSFER	MK
2021 088-671-403	GRANT ADMIN COST C	05/26/2021	210071	.00	11,555.00	11,555.00	LINE ITEM TRANSFER	MK
2021 088-671-535	CONSTRUCTION - CCI	05/26/2021	210071	194,507.00	194,507.00	0.00	LINE ITEM TRANSFER	MK
2021 088-672-403	GRANT ADMIN - CCI	05/26/2021	210071	.00	11,556.00	11,556.00	LINE ITEM TRANSFER	MK
2021 088-672-535	CONSTRUCTION	05/26/2021	210071	194,507.00	194,507.00	0.00	LINE ITEM TRANSFER	MK
2021 131-512-339	UNIFORMS	05/26/2021	210072	5,500.00	3,500.00	2,000.00-	LINE ITEM TRANSFER	MK
2021 131-512-483	BONDING	05/26/2021	210073	300.00	300.00	0.00	LINE ITEM TRANSFER	MK
2021 131-512-495	MISCELLANEOUS	05/26/2021	210072	1,800.00	3,800.00	2,000.00	LINE ITEM TRANSFER	MK
2021 132-364-100	SALE OF PROPERTY	04/28/2021	210064	.00	26,507.72-	26,507.72-	INCREASE REVENUE & EXPENSE	MK

TOTAL AMENDMENTS 12 TOTAL CHANGES

73,341.36-

ACCOUNT NUMBER	ACCOUNT NAME	DATE	AMDMT NUMBER	OLD BUDGET AMOUNT	AMENDED BUDGET AMOUNT	AMOUNT OF CHANGE	DESCRIPTION	CLK
2021 132-364-100	SALE OF PROPERTY	06/09/2021	210086	26,507.72-	66,549.21-	40,041.49-	INCREASE TO REVENUE & EXPEN	MK
			TOTAL AMENDMENTS	26,507.72-	66,549.21-	40,041.49-		
2021 132-370-100	SCRAP METAL	06/09/2021	210087	.00	1,432.85-	1,432.85-	INCREASE TO REVENUE & EXPEN	MK
2021 132-370-104	INSURANCE PROCEEDS	06/09/2021	210032	.00	30,204.10-	30,204.10-	INCREASE REV & EXP	MK
2021 132-370-104	INSURANCE PROCEEDS	06/09/2021	210088	30,204.10-	67,774.10-	37,570.00-	INCREASE TO REVENUE & EXPEN	MK
			TOTAL AMENDMENTS	30,204.10-	67,774.10-	37,570.00-		
2021 132-390-010	TRANSFER FROM GENE	02/03/2021	210028	2,599,778.00-	2,701,778.00-	102,000.00-	LINE ITEM TRANSFER - UNIFORM	MK
			TOTAL AMENDMENTS	2,599,778.00-	2,701,778.00-	102,000.00-		
2021 132-560-103	SALARIES - EMPLOYE	04/28/2021	210058	1,440,682.48	1,400,084.88	40,597.60-	LINE ITEM TRANSFER	MK
2021 132-560-110	SALARIES - COMP TI	04/28/2021	210058	103,000.00	143,597.60	40,597.60-	LINE ITEM TRANSFER	MK
2021 132-560-330	FUEL/LUBRICANTS	03/31/2021	210045	130,000.00	115,000.00	15,000.00-	LINE ITEM TRANSFER	MK
2021 132-560-339	UNIFORMS	02/03/2021	210028	7,500.00	97,500.00	90,000.00-	LINE ITEM TRANSFER - UNIFORM	MK
2021 132-560-402	CONTRACT SERVICES	02/03/2021	210028	650.00	12,650.00	12,000.00-	LINE ITEM TRANSFER	MK
2021 132-560-456	TIRES & TUBES	04/28/2021	210057	22,000.00	21,053.95	946.05-	LINE ITEM TRANSFER	MK
2021 132-560-456	RADIO REPAIR	04/28/2021	210057	10,000.00	10,946.05	946.05-	LINE ITEM TRANSFER	MK
2021 132-560-483	BONDING	05/26/2021	210074	500.00	630.00	130.00-	LINE ITEM TRANSFER	MK
2021 132-560-483	MISCELLANEOUS	05/26/2021	210074	15,000.00	14,850.00	150.00-	LINE ITEM TRANSFER	MK
2021 132-560-571	EQUIPMENT PURCHASE	03/31/2021	210032	22,000.00	12,000.00	10,000.00-	LINE ITEM TRANSFER	MK
2021 132-560-575	SHERIFF'S AUTO PUR	03/03/2021	210032	30,204.10	30,204.10	0.00	LINE ITEM TRANSFER	MK
2021 132-560-575	SHERIFF'S AUTO PUR	03/31/2021	210044	40,204.10	55,204.10	15,000.00	LINE ITEM TRANSFER	MK
2021 132-560-575	SHERIFF'S AUTO PUR	03/31/2021	210044	55,204.10	81,711.82	26,507.72	INCREASE REVENUE & EXPENSE	MK
2021 132-560-575	SHERIFF'S AUTO PUR	04/28/2021	210064	81,711.82	121,753.31	40,041.49	INCREASE TO REVENUE & EXPEN	MK
2021 132-560-575	SHERIFF'S AUTO PUR	06/09/2021	210086	121,753.31	123,186.16	1,432.85	INCREASE TO REVENUE & EXPEN	MK
2021 132-560-575	SHERIFF'S AUTO PUR	06/09/2021	210088	123,186.16	160,756.16	37,570.00	INCREASE TO REVENUE & EXPEN	MK
2021 132-560-588	INTEREST ON DEBT P	04/28/2021	210056	9,851.53	9,888.41	36.88-	LINE ITEM TRANSFER	MK
2021 132-560-589	EQUIPMENT PAYMENTS	04/28/2021	210056	177,564.43	177,527.55	36.88-	LINE ITEM TRANSFER	MK
	SHERIFF OFFICE		TOTAL AMENDMENTS	19	177,527.55	237,756.16		
2021 400-333-120	GRANT PROCEEDS TSC	04/28/2021	210065	.00	261,250.00-	261,250.00-	INCREASE REVENUE & EXPENSE	MK
2021 400-333-122	CONTRIBUTION FRUIT	04/28/2021	210065	.00	13,750.00-	13,750.00-	INCREASE REVENUE & EXPENSE	MK
			TOTAL AMENDMENTS	2	13,750.00-	275,000.00-		
2021 400-591-403	GRANT ADMINISTRATI	04/28/2021	210065	.00	30,250.00	30,250.00	INCREASE REVENUE & EXPENSE	MK
2021 400-591-419	ENGINEERING/ARCH	04/28/2021	210065	.00	40,000.00	40,000.00	INCREASE REVENUE & EXPENSE	MK
2021 400-591-495	WATER DEPT CONTRUC	04/28/2021	210065	.00	204,750.00	204,750.00	INCREASE REVENUE & EXPENSE	MK
			TOTAL AMENDMENTS	3	204,750.00	275,000.00		
2021 541-333-101	STATE AID - SUPERY	04/07/2021	210048	151,103.00-	116,116.00-	34,987.00-	ADULT ADJUSTMENT-541	MK
2021 541-333-101	STATE AID - SUPERY	06/15/2021	210089	116,116.00-	151,103.00-	34,987.00-	REVERSE BA # 210048 POSTED	SH
			TOTAL AMENDMENTS	2	116,116.00-	34,987.00-		
2021 541-344-112	DRUG- HAIR FOLLIC	04/07/2021	210048	1,000.00-	500.00-	500.00-	ADULT ADJUSTMENT-541	MK
2021 541-344-112	DRUG- HAIR FOLLIC	06/15/2021	210089	500.00-	1,000.00-	500.00-	REVERSE BA # 210048 POSTED	SH
			TOTAL AMENDMENTS	2	1,000.00-	500.00-		
2021 541-570-103	SALARIES - EMPLOYE	04/07/2021	210048	299,470.00	424,470.00	125,000.00	ADULT ADJUSTMENT-541	MK
2021 541-570-103	SALARIES - EMPLOYE	06/15/2021	210089	424,470.00	299,470.00	125,000.00-	REVERSE BA # 210048 POSTED	SH
2021 541-570-201	SOCIAL SECURITY TA	04/07/2021	210048	27,615.00	37,178.00	9,563.00	ADULT ADJUSTMENT-541	MK
2021 541-570-201	SOCIAL SECURITY TA	06/15/2021	210089	37,178.00	27,615.00	9,563.00-	REVERSE BA # 210048 POSTED	SH
2021 541-570-203	RETIREMENT CONTRIB	04/07/2021	210048	29,470.00	39,695.00	10,225.00	ADULT ADJUSTMENT-541	MK
2021 541-570-203	RETIREMENT CONTRIB	06/15/2021	210089	39,695.00	29,470.00	10,225.00-	REVERSE BA # 210048 POSTED	SH



ACCOUNT NUMBER	ACCOUNT NAME	DATE	AMDMT NUMBER	OLD BUDGET AMOUNT	AMENDED BUDGET AMOUNT	AMOUNT OF CHANGE	DESCRIPTION	CLK
2021 541-570-206	UNEMPLOYMENT INSUR	04/07/2021	210048	1,117.00	1,503.00	386.00	ADULT ADJUSTMENT-541	MK
2021 541-570-206	UNEMPLOYMENT INSUR	06/15/2021	210089	1,117.00	1,117.00	0.00	REVERSE BA # 210048	SH
2021 541-570-310	SUPPLIES/OPERATION	04/07/2021	210048	20,250.00	188,024.00	168,024.00	ADULT ADJUSTMENT-541	MK
2021 541-570-310	SUPPLIES/OPERATION	06/15/2021	210089	188,024.00	20,250.00	168,024.00	REVERSE BA # 210048	SH
2021 541-570-419	PROFESSIONAL FEES	04/07/2021	210048	26,564.00	26,302.00	262.00	ADULT ADJUSTMENT-541	MK
2021 541-570-419	PROFESSIONAL FEES	06/15/2021	210089	26,564.00	26,564.00	0.00	REVERSE BA # 210048	SH
2021 541-570-420	TELEPHONE - UTILIT	04/07/2021	210048	3,910.00	3,000.00	3,000.00	ADULT ADJUSTMENT-541	MK
2021 541-570-420	TELEPHONE - UTILIT	06/15/2021	210089	3,910.00	6,910.00	3,000.00	REVERSE BA # 210048	SH
2021 541-570-572	EQUIPMENT	04/07/2021	210048	8,100.00	11,100.00	3,000.00	ADULT ADJUSTMENT-541	MK
2021 541-570-572	EQUIPMENT	06/15/2021	210089	8,100.00	8,100.00	0.00	REVERSE BA # 210048	SH
EXPENDITURES - SUPERVISION			TOTAL AMENDMENTS	16	TOTAL CHANGES	0.00		
2021 541-700-559	TRANSFER TO MENTAL	04/07/2021	210048	14,565.00	8,251.00	6,314.00	ADULT ADJUSTMENT-541	MK
2021 541-700-559	TRANSFER TO MENTAL	06/15/2021	210089	8,251.00	14,565.00	6,314.00	REVERSE BA # 210048	SH
EXPENDITURES - SUPERVISION			TOTAL AMENDMENTS	2	TOTAL CHANGES	.00		
2021 545-333-111	COMMITMENT REDUCTI	09/23/2020	202001	61,871.00	61,871.00	0.00	TRANSFERRED TO FUND 547	SH
EXPENDITURES DETENTION LOCAL			TOTAL AMENDMENTS	1	TOTAL CHANGES	0.00		
2021 546-587-107	SALARIES-EXTRA HEL	09/30/2020	2021-2	53,751.08	56,372.58	2,621.50	MATCH TO GRANT MANAGER	MK
EXPENDITURES DETENTION LOCAL			TOTAL AMENDMENTS	1	TOTAL CHANGES	0.00		
2021 547-333-110	STATE AID - JUV GR	09/23/2020	202102	402,368.00	474,214.00	71,846.00	INCREASED FOR FUND 545 REVE	SH
2021 547-333-110	STATE AID - JUV GR	09/23/2020	202103	474,214.00	469,105.00	5,109.00	COMBINE FUND 549 TO 547	SH
EXPENDITURES DETENTION LOCAL			TOTAL AMENDMENTS	3	TOTAL CHANGES	128,608.00		
2021 547-435-103	SALARIES EMPLOYEES	09/23/2020	202101	46,057.00	46,057.00	0.00	MOVE FUND 545 TO 547	SH
2021 547-435-103	SALARIES EMPLOYEES	09/23/2020	202102	76,050.00	76,050.00	0.00	COMBINE FUND 549 TO 547	SH
2021 547-435-103	SALARIES EMPLOYEES	09/23/2020	20102	46,057.00	46,057.00	0.00	CORRECT AMENDMENT	SH
2021 547-435-201	SOCIAL SECURITY	09/23/2020	202101	3,523.36	3,523.36	0.00	MOVE FUND 545 TO 547	SH
2021 547-435-201	SOCIAL SECURITY	09/23/2020	202102	5,817.82	3,294.46	2,294.46	COMBINE FUND 549 TO 547	SH
2021 547-435-201	SOCIAL SECURITY	09/23/2020	20102	5,817.82	3,523.36	2,294.46	CORRECT AMENDMENT	SH
2021 547-435-202	GROUP INSURANCE	09/23/2020	202101	8,003.00	8,003.00	0.00	MOVE FUND 545 TO 547	SH
2021 547-435-202	GROUP INSURANCE	09/23/2020	202102	16,006.00	16,006.00	0.00	COMBINE FUND 549 TO 547	SH
2021 547-435-202	GROUP INSURANCE	09/23/2020	20102	16,006.00	8,003.00	8,003.00	CORRECT AMENDMENT	SH
2021 547-435-203	RETIREMENT	09/23/2020	202101	3,767.46	3,767.46	0.00	MOVE FUND 545 TO 547	SH
2021 547-435-203	RETIREMENT	09/23/2020	202102	6,220.89	6,220.89	0.00	COMBINE FUND 549 TO 547	SH
2021 547-435-203	RETIREMENT	09/23/2020	20102	6,220.89	3,767.46	2,453.43	CORRECT AMENDMENT	SH
2021 547-435-204	WORKERS COMPENSATI	09/23/2020	202101	377.67	377.67	0.00	MOVE FUND 545 TO 547	SH
2021 547-435-204	WORKERS COMPENSATI	09/23/2020	202102	623.61	623.61	0.00	COMBINE FUND 549 TO 547	SH
2021 547-435-204	WORKERS COMPENSATI	09/23/2020	20102	623.61	377.67	245.94	CORRECT AMENDMENT	SH
2021 547-435-206	UNEMPLOYMENT INSUR	09/23/2020	202101	142.51	142.51	0.00	MOVE FUND 545 TO 547	SH
2021 547-435-206	UNEMPLOYMENT INSUR	09/23/2020	202102	234.68	142.51	92.17	COMBINE FUND 549 TO 547	SH
2021 547-435-206	UNEMPLOYMENT INSUR	09/23/2020	20102	234.68	142.51	92.17	CORRECT AMENDMENT	SH
EXPENDITURES DETENTION LOCAL			TOTAL AMENDMENTS	18	TOTAL CHANGES	61,871.00		

ACCOUNT NUMBER	ACCOUNT NAME	DATE	AMDMT NUMBER	OLD BUDGET AMOUNT	AMENDED BUDGET AMOUNT	AMOUNT OF CHANGE	DESCRIPTION	CLK
2021 547-581-204	WORKERS COMPENSATI	09/30/2020	2021-4	723.68	723.85	.17	MATCH TO GRANT MANAGER	MK
2021 547-581-204	WORKERS COMPENSATI	09/30/2020	2021-5	723.85	723.88	.03	MATCH TO GRANT MANAGER	MK
2021 547-581-412	NON RESIDENTIAL SRV	09/23/2020	202103	5,109.00	5,109.00	.00	EXPENSE TO 556	MK
	TOTAL AMENDMENTS			3	TOTAL CHANGES	5,109.80-		
2021 547-585-103	SALARY EMPLOYEE	09/23/2020	20102	.00	29,993.00	29,993.00	CORRECT AMENDMENT	SH
2021 547-585-201	SOCIAL SECURITY	09/23/2020	20102	.00	2,294.46	2,294.46	CORRECT AMENDMENT	SH
2021 547-585-202	GROUP INSURANCE	09/23/2020	20102	.00	8,003.00	8,003.00	CORRECT AMENDMENT	SH
2021 547-585-203	RETIREMENT CONTRIB	09/23/2020	20102	.00	2,453.43	2,453.43	CORRECT AMENDMENT	SH
2021 547-585-204	WORKERS COMPENSATI	09/23/2020	20102	.00	245.94	245.94	CORRECT AMENDMENT	SH
2021 547-585-206	UNEMPLOYMENT INSUR	09/23/2020	20102	.00	92.17	92.17	CORRECT AMENDMENT	SH
2021 547-585-414	MENTAL HEALTH COUN	09/23/2020	202102	.00	2,077.00	2,077.00	COMBINE FUND 549 TO 547	SH
2021 547-585-415	SEX OFFENDER COUNS	09/23/2020	202102	.00	23,625.00	23,625.00	COMBINE FUND 549 TO 547	SH
2021 547-585-416	PHYSCHO EVALUATION	09/23/2020	202102	.00	2,700.00	2,700.00	COMBINE FUND 549 TO 547	SH
2021 547-585-419	PSYC PHYSICIANS LA	09/23/2020	202102	.00	362.00	362.00	COMBINE FUND 549 TO 547	SH
	TOTAL AMENDMENTS			10	TOTAL CHANGES	71,846.00		
2021 547-587-107	SALARIES - EXTRA H	09/30/2020	2021-3	9,517.93	9,517.73	.20-	MATCH TO GRANT MANAGER	MK
2021 547-587-107	SALARIES - EXTRA H	09/30/2020	2021-6	9,517.73	9,518.73	1.00	MATCH TO GRANT MANAGER	MK
	TOTAL AMENDMENTS			2	TOTAL CHANGES	.80		
2021 549-333-103	STATE AID - GRANT	09/23/2020	202102	71,846.00-	71,846.00	71,846.00	COMBINE FUND 549 TO 547	SH
	TOTAL AMENDMENTS			1	TOTAL CHANGES	71,846.00		
2021 549-585-103	SALARY EMPLOYEE	09/23/2020	202102	29,993.00	29,993.00	.00	COMBINE FUND 549 TO 547	SH
2021 549-585-201	SOCIAL SECURITY	09/23/2020	202102	2,294.46	2,294.46	.00	COMBINE FUND 549 TO 547	SH
2021 549-585-202	GROUP INSURANCE	09/23/2020	202102	8,003.00	8,003.00	.00	COMBINE FUND 549 TO 547	SH
2021 549-585-203	RETIREMENT CONTRIB	09/23/2020	202102	2,453.43	2,453.43	.00	COMBINE FUND 549 TO 547	SH
2021 549-585-204	WORKERS COMPENSATI	09/23/2020	202102	245.94	245.94	.00	COMBINE FUND 549 TO 547	SH
2021 549-585-206	UNEMPLOYMENT INSUR	09/23/2020	202102	92.17	92.17	.00	COMBINE FUND 549 TO 547	SH
2021 549-585-414	MENTAL HEALTH COUN	09/23/2020	202102	2,077.00	2,077.00	.00	COMBINE FUND 549 TO 547	SH
2021 549-585-416	PSYCHO EVAL	09/23/2020	202102	2,700.00	2,700.00	.00	COMBINE FUND 549 TO 547	SH
2021 549-585-419	PSYC PHYSICIANS LA	09/23/2020	202102	362.00	362.00	.00	COMBINE FUND 549 TO 547	SH
	TOTAL AMENDMENTS			9	TOTAL CHANGES	48,221.00-		
2021 549-588-415	SEX OFFENDER COUNS	09/23/2020	202102	23,625.00	23,625.00	23,625.00-	COMBINE FUND 549 TO 547	SH
	TOTAL AMENDMENTS			1	TOTAL CHANGES	23,625.00-		
2021 552-333-117	ETCOG REIMBURSEMEN	12/09/2020	210016	4,000.00-	9,000.00-	5,000.00-	JUV BA #1	MK
2021 552-333-117	ETCOG REIMBURSEMEN	12/09/2020	210017	9,000.00-	4,000.00-	5,000.00-	REVERSE	MK
2021 552-333-117	ETCOG REIMBURSEMEN	12/09/2020	210018	4,000.00-	1,000.00-	5,000.00-	CORRECT #210016	MK
	TOTAL AMENDMENTS			3	TOTAL CHANGES	1,000.00-		
2021 552-582-410	PSYCHOLOGICALS-ETC	12/09/2020	210016	4,000.00	9,000.00	5,000.00	JUV BA #1	MK
2021 552-582-410	PSYCHOLOGICALS-ETC	12/09/2020	210017	9,000.00	4,000.00	5,000.00-	REVERSE	MK
2021 552-582-410	PSYCHOLOGICALS-ETC	12/09/2020	210018	4,000.00	1,000.00	5,000.00	CORRECT #210016	MK
	TOTAL AMENDMENTS			3	TOTAL CHANGES	1,000.00		
2021 556-333-114	GRANT R - ALLOCATI	09/23/2020	202103	5,109.00-	5,109.00-	5,109.00-	MOVE 547 EXPENSE TO 556	SH
	TOTAL AMENDMENTS			1	TOTAL CHANGES	5,109.00-		
2021 556-582-412	NOBLE SUPPRT SERV	09/23/2020	202103	5,109.00	5,109.00	5,109.00	MOVE 547 EXPENSE TO 556	SH
2021 556-582-412	NOBLE SUPPRT SERV	09/30/2020	2021-0	5,109.00	5,108.80	.20-	MATCH GRANT MANAGER	SH
	TOTAL AMENDMENTS			2	TOTAL CHANGES	5,108.80		

ACCOUNT NUMBER	ACCOUNT NAME	DATE	AMDMT NUMBER	OLD BUDGET AMOUNT	AMENDED BUDGET AMOUNT	AMOUNT OF CHANGE	DESCRIPTION	CLK
2021 559-390-541	TRANSFER FROM SUPE	04/07/2021	210049	14,565.00-	8,251.00-	6,314.00-	ADULT ADJUSTMENT-559	MK
2021 559-390-541	TRANSFER FROM SUPE	06/15/2021	210090	8,251.00-	14,565.00-	6,314.00-	REVERSE BA# 210090	SH
	TOTAL AMENDMENTS			2	TOTAL CHANGES	.00		
2021 559-570-103	SALARIES - EMPLOYE	04/07/2021	210049	42,000.00	35,739.00	6,261.00-	ADULT ADJUSTMENT-559	MK
2021 559-570-103	SALARIES - EMPLOYE	06/15/2021	210090	35,739.00	42,000.00	6,261.00	REVERSE BA# 210090	SH
2021 559-570-201	SOCIAL SECURITY	04/07/2021	210049	3,213.00	3,692.00	479.00-	ADULT ADJUSTMENT-559	MK
2021 559-570-201	SOCIAL SECURITY	06/15/2021	210090	3,692.00	3,213.00	479.00-	REVERSE BA# 210090	SH
2021 559-570-203	RETIREMENT CONTRIB	04/07/2021	210049	3,436.00	2,923.00	513.00-	ADULT ADJUSTMENT-559	MK
2021 559-570-203	RETIREMENT CONTRIB	06/15/2021	210090	2,923.00	3,436.00	513.00	REVERSE BA# 210090	SH
2021 559-570-206	UNEMPLOYMENT INSUR	04/07/2021	210049	130.00	111.00	19.00-	ADULT ADJUSTMENT-559	MK
2021 559-570-206	UNEMPLOYMENT INSUR	06/15/2021	210090	111.00	130.00	19.00	REVERSE BA# 210090	SH
	TOTAL AMENDMENTS			8	TOTAL CHANGES	.00		
2021 567-435-310	OFFICE SUPPLIES	05/13/2021	210067	2,400.00	2,200.00	200.00-	LINE TRANSFER	MK
2021 567-435-427	TRAINING	03/17/2021	210038	3,200.00	3,000.00	200.00-	LINE TRANSFER	MK
2021 567-435-495	MTSC	03/17/2021	210038	100.00	300.00	200.00	LINE TRANSFER	MK
2021 567-435-495	MTSC	05/13/2021	210067	300.00	500.00	200.00	LINE TRANSFER	MK
2021 567-435-571	EQUIPMENT PURCHASE	03/31/2021	210046	40,000.00	41,300.00	1,300.00	LINE TRANSFER	MK
2021 567-435-572	OFFICE EQUIPMENT	03/31/2021	210046	1,500.00	200.00	1,300.00-	LINE TRANSFER	MK
	TOTAL AMENDMENTS			6	TOTAL CHANGES	.00		
2021 816-390-021	TRANSFER FROM RB#1	11/12/2020	210008	.00	10,928.80-	10,928.80-	R&B CIFG MATCHES	MK
2021 816-390-022	TRANSFER FROM RB#2	11/12/2020	210008	.00	13,182.00-	13,182.00-	R&B CIFG MATCHES	MK
2021 816-390-023	TRANSFER FROM RB#3	11/12/2020	210008	.00	11,116.24-	11,116.24-	R&B CIFG MATCHES	MK
2021 816-390-024	TRANSFER FROM RB#4	11/12/2020	210008	.00	10,708.76-	10,708.76-	R&B CIFG MATCHES	MK
	TOTAL AMENDMENTS			4	TOTAL CHANGES	45,935.80-		
2021 816-621-335	ROAD & BRIDGE MATE	11/12/2020	210008	54,644.00	65,572.80	10,928.80	R&B CIFG MATCHES	MK
	TOTAL AMENDMENTS			1	TOTAL CHANGES	10,928.80		
2021 816-622-335	ROAD & BRIDGE MATE	11/12/2020	210008	65,911.01	79,093.01	13,182.00	R&B CIFG MATCHES	MK
	TOTAL AMENDMENTS			1	TOTAL CHANGES	13,182.00		
2021 816-623-335	ROAD & BRIDGE MATE	11/12/2020	210008	55,581.22	66,697.46	11,116.24	R&B CIFG MATCHES	MK
	TOTAL AMENDMENTS			1	TOTAL CHANGES	11,116.24		
2021 816-624-335	ROAD & BRIDGE MATE	11/12/2020	210008	53,543.78	64,252.54	10,708.76	R&B CIFG MATCHES	MK
	TOTAL AMENDMENTS			1	TOTAL CHANGES	10,708.76		
2021 817-352-400	GRANT PROCEEDS	04/06/2021	65,370.00-	65,370.00	65,370.00	65,370.00	GRANT WAS NOT AWARDED	SH
	TOTAL AMENDMENTS			1	TOTAL CHANGES	.00		
2021 817-390-010	TRANSFER FROM GENE	04/06/2021	18,410.29-	18,410.29	18,410.29	18,410.29	GRANT WAS NOT AWARDED	SH
	TOTAL AMENDMENTS			1	TOTAL CHANGES	.00		
2021 817-476-103	SALARIES - EMPLOYE	04/06/2021	60,000.00	60,000.00	60,000.00	60,000.00	GRANT WAS NOT AWARDED - VOW	SH
2021 817-476-201	SOCIAL SECURITY TA	04/06/2021	4,590.00	4,590.00	4,590.00	4,590.00	VOWA GRANT WAS NOT AWARDED	SH
2021 817-476-202	GROUP INSURANCE	04/06/2021	8,002.32	8,002.32	8,002.32	8,002.32	VOWA GRANT WAS NOT AWARDED	SH
2021 817-476-203	RETIREMENT	04/06/2021	4,908.00	4,908.00	4,908.00	4,908.00	VOWA GRANT WAS NOT AWARDED	SH
2021 817-476-204	WORKERS COMPENSATI	04/06/2021	1,171.48	1,171.48	1,171.48	1,171.48	VOWA GRANT WAS NOT AWARDED	SH
2021 817-476-206	UNEMPLOYMENT INSUR	04/06/2021	186.00	186.00	186.00	186.00	VOWA GRANT WAS NOT AWARDED	SH
2021 817-476-310	OFFICE SUPPLIES	04/06/2021	5,922.49	5,922.49	5,922.49	5,922.49	VOWA GRANT WAS NOT AWARDED	SH
	TOTAL AMENDMENTS			7	TOTAL CHANGES	83,780.29-		

06/22/2021 08:22

REPORT OF GENERAL LEDGER AMENDMENTS

ACCOUNT NUMBER	ACCOUNT NAME	DATE	AMDMT NUMBER	OLD BUDGET AMOUNT	AMENDED BUDGET AMOUNT	AMOUNT OF CHANGE	DESCRIPTION	CHK
----------------	--------------	------	--------------	-------------------	-----------------------	------------------	-------------	-----

VAN ZANDT COUNTY  
FINANCIAL CLEARING  
121 E DALLAS RM 101  
CANTON TX 75103

C H E C K I N G   A C C O U N T

PUBLIC FUNDS CHECKING		NUMBER OF ENCLOSURES	378
ACCOUNT NUMBER	1910512	Statement Dates	5/03/21 thru 5/31/21
PREVIOUS BALANCE	1,393,517.68	DAYS IN STATEMENT PERIOD	29
32 DEPOSITS	1,605,513.45	AVERAGE LEDGER	1,152,299.72
376 CHECKS/DEBITS	1,925,338.67	AVERAGE COLLECTED	1,139,281.04
SERVICE CHARGE	.00		
INTEREST PAID	.00		
CURRENT BALANCE	1,073,692.46		

---

DEPOSITS AND OTHER CREDITS

Date	Description	Amount
5/03	INV-PAYMTS TX DIV EMER MGMT CTX	2,074.66
5/03	DEPOSIT	9,849.06
5/04	INV-PAYMTS COMP JUDICIARY CTX	360.00
5/04	DEPOSIT	964.80
5/05	DEPOSIT	22,265.55
5/06	DEPOSIT	26,284.76
5/07	DEPOSIT	21,224.21
5/10	PAY           VZ CO APPRAISAL PPD	44,065.23
5/10	PAY           VZ CO APPRAISAL PPD	247,843.33
5/10	DEPOSIT	65,213.30
5/11	DEPOSIT	324,339.22
5/12	INV-PAYMTS TX AGRICULTURE CTX	2,102.40
5/12	DEPOSIT	114,147.42
5/14	DEPOSIT	50,355.88
5/17	INV-PAYMTS COMP JUDICIARY CTX	1,224.00
5/17	DEPOSIT	11,831.44
5/18	DEPOSIT	66,364.43
5/19	INV-PAYMTS HEALTH HUMAN SVC CTX	18.00
5/19	DEPOSIT	33,533.44

VAN ZANDT COUNTY  
FINANCIAL CLEARING  
121 E DALLAS RM 101  
CANTON TX 75103

PUBLIC FUNDS CHECKING

[REDACTED] (Continued)

DEPOSITS AND OTHER CREDITS

Date	Description	Amount
5/20	INV-PAYMTS CPA STATE FISCAL CTX	7,142.91
5/20	DEPOSIT	247,684.58
5/21	INV-PAYMTS JUVENILE JUSTICE CTX	6,057.50
5/24	INV-PAYMTS JUVENILE JUSTICE CTX	46,058.00
5/24	DEPOSIT	302.45
5/25	INV-PAYMTS CPA STATE FISCAL CTX	52,835.00
5/25	DEPOSIT	260.00
5/25	DEPOSIT	31,742.00
5/26	INV-PAYMTS COMP JUDICIARY CTX	5,050.00
5/26	DEPOSIT	21,510.56
5/27	INV-PAYMTS COMP JUDICIARY CTX	21,000.00
5/27	DEPOSIT	57,305.45
5/28	DEPOSIT	64,503.87

---

WITHDRAWALS AND OTHER DEBITS

Date	Description	Amount
5/03	PAYMENTS NATIONWIDE PPD	2,875.00-
5/03	USATAXPYMT IRS CCD 220152355461845	66,234.87-
5/04	CHILDSUPP Texas SDU CCD 211230002035667	533.07-
5/04	INSURANCE AFLAC CCD 0XH48282619	6,271.70-
5/12	Debt Service Transfer	18,795.41-
5/12	Payroll 05142021	220,853.46-
5/13	PAYMENTS NATIONWIDE PPD	2,875.00-
5/13	USATAXPYMT IRS CCD 220153354662763	60,795.58-
5/14	Live PR Ck 026758	937.50-

VAN ZANDT COUNTY  
 FINANCIAL CLEARING  
 121 E DALLAS RM 101  
 CANTON TX 75103

PUBLIC FUNDS CHECKING (Continued)

WITHDRAWALS AND OTHER DEBITS

Date	Description	Amount
5/17	CHILDSUPP Texas SDU CCD 211340002051433	286.15-
5/17	RECEIVABLE TEXAS COUNTY DRS CCD 0333	139,090.44-
5/26	Payroll 5 28 2021	219,612.75-
5/27	REF: VAN ZANDT COUNTY CSCD 023 WIRE TRANSFER DEBIT TDCJ	4,882.85-
5/27	PAYMENT BANKCARD \TEL	8,906.14-
5/28	PAYMENTS NATIONWIDE PPD	2,875.00-
5/28	FLEET DEBI WEX INC CCD 9100000739575	12,234.84-
5/28	USATAXPYMT IRS CCD 220154833742079	60,512.21-

CHECKS IN NUMERICAL ORDER

Date	Check No	Amount	Date	Check No	Amount
5/03	74331	18.00	5/04	74724	57.22
5/21	74372*	50.00	5/04	74725	372.00
5/11	74379*	595.00	5/03	74726	9.00
5/05	74590*	550.00	5/13	74729*	12.00
5/12	74656*	600.53	5/07	74730	58.00
5/14	74657	10,581.31	5/05	74731	12.00
5/03	74692*	800.00	5/05	74732	12.00
5/04	74707*	203.51	5/11	74733	12.00
5/04	74708	6,569.32	5/05	74734	140.00
5/04	74710*	171.34	5/04	74735	49.95
5/04	74711	1,458.01	5/12	74737*	392.48
5/04	74713*	198.74	5/26	74738	84.71
5/03	74714	67.33	5/04	74739	109.25
5/03	74715	33.93	5/04	74741*	1,116.00
5/03	74716	166.25	5/14	74742	479.55
5/03	74719*	113.30	5/05	74743	49.35
5/05	74721*	484.00	5/04	74744	2,116.68
5/03	74723*	399.86	5/05	74745	1,047.61

\* Indicates break in check number sequence

ACCOUNT NAME	BEGINNING CASH BALANCE	CASH RECEIPTS	CASH DISBURSEMENTS	ENDING CASH BALANCE
2021 541 COMMUNITY SUP & CORRECTIONS	36,967.42	32,990.11	68,438.45	1,519.08
CASH	100.00	.00	.00	100.00
PEITY CASH	310,639.57	20,002.70	.00	330,642.27
TIME DEPOSIT ON ACCOUNT	.00	.00	.00	.00
MBIA MUNICIPAL INVESTORS SERV	347,706.99	52,992.81	68,438.45	332,261.35
FUND TOTALS				
2021 542 ADULT PROBATION CIVIL	9,152.76	1,370.01	2,148.24	8,374.53
CASH	51,160.60	.44	.00	51,161.04
TDOA	311,420.81	20.73	.00	311,441.54
MBIA	371,734.17	1,391.18	2,148.24	370,977.11
FUND TOTALS				
2021 543 HIGH RISK SUBSTANCE ABUSE -CCP	1,866.34	.00	3,261.86	1,395.52
CASH	.00	.00	.00	.00
TIME DEPOSIT ON ACCOUNT	.00	.00	.00	.00
MBIA MUNICIPAL INVESTORS SERV	1,866.34	.00	3,261.86	1,395.52
FUND TOTALS				
2021 544 HIGH RISK SEX OFFENDER -CCP	172.70	.00	3,813.76	3,641.06
CASH	.00	.00	.00	.00
TIME DEPOSIT ON ACCOUNT	.00	.00	.00	.00
MBIA MUNICIPAL INVESTORS SERV	172.70	.00	3,813.76	3,641.06
FUND TOTALS				
2021 545 GRANT C COMMIT REDUCTION PROG	.63	.00	.00	.63
CASH	.63	.00	.00	.63
FUND TOTALS				
2021 546 JUVENILE PROBATION FUND	51,215.59	56,080.40	40,716.10	66,579.89
CASH	125,000.00	.00	.00	125,000.00
TIME DEPOSIT ON ACCOUNT	120,000.00	.00	.00	120,000.00
MBIA MUNICIPAL INVESTORS SERV	296,215.59	56,080.40	40,716.10	311,579.89
FUND TOTALS				
2021 547 VZCJPD STATE AID GRANT A	58,667.68	45,149.50	35,281.90	68,535.28
CASH	.00	.00	.00	.00
TIME DEPOSIT ON ACCOUNT	.00	.00	.00	.00
MBIA MUNICIPAL INVESTORS SERV	58,667.68	45,149.50	35,281.90	68,535.28
FUND TOTALS				
2021 549 VZCJPD - GRANT N	4,479.81	.00	.00	4,479.81
CASH	4,479.81	.00	.00	4,479.81
TIME DEPOSIT ON ACCOUNT	.00	.00	.00	.00
MBIA MUNICIPAL INVESTORS SERV	4,479.81	.00	.00	4,479.81
FUND TOTALS				
2021 550 D A SUPPLEMENTAL FUND	1,904.36	.00	1,496.75	3,401.11
CASH	.00	.00	.00	.00
TIME DEPOSIT ON ACCOUNT	.00	.00	.00	.00
MBIA MUNICIPAL INVESTORS SERV	1,904.36	.00	1,496.75	3,401.11
FUND TOTALS				
2021 551 VOICES - JUV CJD GRANT	.00	.00	.00	.00
VOICES - CJD JUV GRANT	.00	.00	.00	.00



ACCOUNT NAME TIME DEPOSIT ON ACCOUNT FUND TOTALS	BEGINNING CASH BALANCE	CASH RECEIPTS	CASH DISBURSEMENTS	ENDING CASH BALANCE
2021 552 ETCOG RESIDENTIAL CASH FUND TOTALS	1,061.00- 1,061.00-	1,000.00 1,000.00	.00 .00	61.00- 61.00-
2021 555 JUVENILE PROBATION INTEREST CASH TIME DEPOSIT ON ACCOUNT MBIA MUNICIPAL INVESTORS SERV FUND TOTALS	96.15 24,013.23 43.10 24,152.48	1.42 1.28 7.99 10.69	.00 .00 .00 .00	97.57 24,014.51 51.09 24,163.17
2021 556 REGIONAL SERVICE ENHANCEMENT CASH FUND TOTALS	11,443.11 11,443.11	6,966.00 6,966.00	6,000.78- 6,000.78-	12,408.33 12,408.33
2021 558 GRANT S CASH FUND TOTALS	.45 .45	.00 .00	.00 .00	.45 .45
2021 559 MENTAL IMPAIRMENT CASELOAD CASH TIME DEPOSIT ON ACCOUNT MBIA MUNICIPAL INVESTORS SERV FUND TOTALS	275.29 .00 .00 275.29	.00 .00 .00 .00	3,228.06- .00 .00 3,228.06-	2,952.77- .00 .00 2,952.77-
2021 565 INDIGENT DEFENSE GRANT CASH TIME DEPOSIT ON ACCOUNT FUND TOTALS	22,525.50 30,642.64 53,168.14	10,000.00 10,000.00	.00 .00 13,494.52-	9,030.98 40,642.64 49,673.62
2021 567 FIRE MARSHAL CASH TDOA MBIA FUND TOTALS	41,143.00 60,282.79 110,038.85 211,464.64	27,840.00 40,000.56 7.33 67,847.89	48,923.72- .00 .00 48,923.72-	20,059.28 100,283.35 110,046.18 230,388.81
2021 568 TECHNOLOGY RESOURCES CASH TIME DEPOSIT ON ACCOUNT FUND TOTALS	1.07 .00 1.07	.00 .00 .00	.00 .00 .00	1.07 .00 1.07
2021 569 HAVA ELECTION GRANT CASH TDOA MBIA FUND TOTALS	159.98 15,214.14 .00 15,374.12	5,144.62 .13 .00 5,144.75	.00 .00 .00 .00	5,304.60 15,214.27 .00 20,518.87
2021 570 GOLDEN WATER SUPPLY CORP GOLDEN WATER TDHCA 726216 MBIA MUNICIPAL INVESTORS SERVI FUND TOTALS	.00 .00 .00 .00	.00 .00 .00 .00	.00 .00 .00 .00	.00 .00 .00 .00
2021 580 D.A. CHECK COLLECTION FUND CASH TIME DEPOSIT ON ACCOUNT	73.07 10,679.94	135.90 .09	209.72- .00	75- 10,680.03

ACCOUNT NAME	BEGINNING CASH BALANCE	CASH RECEIPTS	CASH DISBURSEMENTS	ENDING CASH BALANCE
2021 591 CONSTABLE #1 TIEOSE FUND	10,753.01	135.99	209.72-	10,679.28
CASH	3,201.53	.00	.00	3,201.53
CASH - CITIZENS NATIONAL	.49-	.00	.00	.49-
TDOA	.33	.00	.00	.33
MBIA MUNICIPAL INVESTORS SERV	.00	.00	.00	.00
FUND TOTALS	3,201.37	.00	.00	3,201.37
2021 592 CONSTABLE #2 TIEOSE FUND	2,692.48	.00	.00	2,692.48
CASH	2,692.48	.00	.00	2,692.48
CASH OTHER	.00	.00	.00	.00
MBIA MUNICIPAL INVESTORS SERV	.00	.00	.00	.00
FUND TOTALS	2,692.48	.00	.00	2,692.48
2021 593 CONSTABLE #3 TIEOSE FUND	1,359.92	.00	.00	1,359.92
CASH	3,738.50	.00	.00	3,738.50
CASH OTHER - CITY NATIONAL	.00	.00	.00	.00
MBIA MUNICIPAL INVESTORS SERV	.00	.00	.00	.00
FUND TOTALS	5,098.42	.00	.00	5,098.42
2021 594 CONSTABLE #4 TIEOSE FUND	667.71	.00	630.00-	37.71
CASH	4,904.86	.04	.00	4,904.90
TIME DEPOSIT ON ACCOUNT	.00	.00	.00	.00
MBIA MUNICIPAL INVESTORS SERV	5,572.57	.04	630.00-	4,942.61
FUND TOTALS	4,974.49	.00	290.00-	4,684.49
2021 595 SHERIFF TIEOSE FUND	9,009.40	.07	.00	9,009.47
CASH	13,983.89	.07	.00	13,983.96
TDOA	.00	.00	.00	.00
MBIA MUNICIPAL INVESTORS SERV	.00	.00	.00	.00
FUND TOTALS	2,605.29	.00	.00	2,605.29
2021 596 DA TIEOSE FUND	2,605.29	.00	.00	2,605.29
CASH	2,605.29	.00	.00	2,605.29
MBIA MUNICIPAL INVESTORS SERV	.00	.00	.00	.00
FUND TOTALS	3,503.09	1,115.71	.00	4,618.80
2021 600 JUSTICE COURT TECHNOLOGY FUND	52,689.29	.00	.00	52,689.29
CASH	.00	.00	.00	.00
TIME DEPOSIT ON ACCOUNT	.00	.00	.00	.00
MBIA MUNICIPAL INVESTORS SERV	56,192.38	1,115.71	.00	57,308.09
FUND TOTALS	16,082.93	.00	.00	16,082.93
2021 800 CONTRIBUTION RELIEF FUND	16,082.93	.00	.00	16,082.93
CASH	16,082.93	.00	.00	16,082.93
TIME DEPOSIT ON ACCOUNT	.00	.00	.00	.00
FUND TOTALS	.00	.00	.00	.00
2021 802 VETERAN'S MEMORIAL WALL FUND	.00	.00	.00	.00
CASH	.00	.00	.00	.00
TIME DEPOSIT ON ACCOUNT	.00	.00	.00	.00
FUND TOTALS	4,767.10	.00	345.25-	4,421.85
2021 803 HISTORICAL COMMISSION CASH	4,767.10	.00	345.25-	4,421.85

ACCOUNT NAME	BEGINNING CASH BALANCE	CASH RECEIPTS	CASH DISBURSEMENTS	ENDING CASH BALANCE
2021 804 VAN TORNADO-ASSISTANCE VAN TORNADO-ASSISTANCE-CASH VTASST-TIME DEPOSITION ACCOUNT FUND TOTALS	10,052.67	.04	345.25-	9,707.46
2021 805 FEMA - DEC 2015 STORM CASH TIME DEPOSIT ON ACCOUNT FUND TOTALS	.00	.00	.00	.00
2021 806 FEMA APRIL 2016 STORM CASH TIME DEPOSIT ON ACCOUNT FUND TOTALS	.00	.00	.00	.00
2021 807 HAZARD MITIGATION GRANT CASH TIME DEPOSIT ON ACCOUNT MBTA MUNICIPAL INVESTORS SERV FUND TOTALS	.00	.00	.00	.00
2021 808 COURTHOUSE PLANNING GRANT CASH WATER GRANT CASH FUND TOTALS	.80-	1.60	.80-	.00
2021 809 PRETRIAL INTERVENTION PROGRAM CASH TIME DEPOSIT ON ACCOUNT FUND TOTALS	14,940.07	3,000.00	1,734.95-	16,205.12
2021 810 SHERIFF JUSTICE FORFEITURE FUN CASH TIME DEPOSIT ON ACCOUNT FUND TOTALS	25,452.55	.22	.00	25,452.77
2021 811 SHERIFF TREASURY FORFEITURE FU CASH TIME DEPOSIT ON ACCOUNT FUND TOTALS	.00	.00	.00	.00
2021 812 CONSTABLE PCT #1 FORFEITURE FU CASH TIME DEPOSIT ON ACCOUNT FUND TOTALS	500.00	.00	.00	500.00
2021 813 VOICES - JUV CJD GRANT VOICES - CJD JUV GRANT TIME DEPOSIT ON ACCOUNT FUND TOTALS	5,067.41-	.00	3,435.95-	8,503.36-
2021 814 LOCAL TRUANCY PREVENTION & DIV CASH TIME DEPOSIT ON ACCOUNT	8,241.09	1,042.88	.00	9,283.97

ACCOUNT NAME	BEGINNING CASH BALANCE	CASH RECEIPTS	CASH DISBURSEMENTS	ENDING CASH BALANCE
2021 815 COVID -19	8,309.21-	8,309.21	.00	.00
CASH DEPOSIT ON ACCOUNT	.00	.00	.00	.00
TIME DEPOSIT ON ACCOUNT	47.50	.00	.00	47.50
MBTA MUNICIPAL INVESTORS SERV				
FUND TOTALS	8,261.71-	8,309.21	.00	47.50
2021 816 COUNTY INFRASTRUCTURE FUND GRANT	12.61	.00	62,884.08-	62,871.47-
CASH DEPOSIT ON ACCOUNT	.00	.00	.00	.00
TIME DEPOSIT ON ACCOUNT	.00	.00	.00	.00
MBTA MUNICIPAL INVESTORS SERV				
FUND TOTALS	12.61	.00	62,884.08-	62,871.47-
2021 817 AMERICAN RESCUE PLAN	.00	.00	.00	.00
CASH DEPOSIT ON ACCOUNT	.00	.00	.00	.00
TIME DEPOSIT ON ACCOUNT	.00	.00	.00	.00
MBTA MUNICIPAL INVESTORS SERV				
TEXAS CLASS ARP	.00	.00	.00	.00
FUND TOTALS	.00	.00	.00	.00
GRAND TOTALS	23,067,334.21	3,019,493.15	2,979,736.17-	23,107,091.19

ACCOUNT NUMBER	ACCOUNT NAME	DATE	AMDMT NUMBER	OLD BUDGET AMOUNT	AMENDED BUDGET AMOUNT	AMOUNT OF CHANGE	DESCRIPTION	CLK
2021 010-370-102	INSURANCE PROCEEDS	04/28/2021	210059	.00	7,775.21-	7,775.21-	INCREASE REVENUE & EXPENSE	MK
2021 010-370-102	INSURANCE PROCEEDS	05/26/2021	210068	7,775.21-	72,688.21-	64,913.00-	INCREASE REV & EXP	MK
	TOTAL AMENDMENTS			7,775.21-	72,688.21-	72,688.21-		MK
2021 010-371-100	OTHER MISC. REVENU	03/03/2021	210033	.00	2,870.00-	2,870.00-	INCREASE REV & EXP	MK
	TOTAL AMENDMENTS			.00	2,870.00-	2,870.00-		MK
2021 010-400-103	SALARIES - EMPLOYE	12/09/2020	200130	35,915.62	36,056.72	141.10	FY2020 YEAR END CLEAN UP	MK
2021 010-400-103	SALARIES - EMPLOYE	12/09/2020	200145	36,056.72	35,915.62	141.10-	REVERSE #200130	MK
2021 010-400-310	OFFICE SUPPLIES	03/17/2021	210034	500.00	425.00	75.00-	LINE ITEM TRANSFER	MK
2021 010-400-810	SUBSCRIPTIONS/DUES	03/17/2021	210034	595.00	670.00	75.00	LINE ITEM TRANSFER	MK
	TOTAL AMENDMENTS			595.00	670.00	.00		MK
2021 010-402-103	SALARIES - EMPLOYE	12/09/2020	200130	46,891.78	47,432.84	541.06	FY2020 YEAR END CLEAN UP	MK
2021 010-402-103	SALARIES - EMPLOYE	12/09/2020	200145	46,891.78	46,891.78		REVERSE #200130	MK
2021 010-402-495	MISCELLANEOUS EXPE	03/03/2021	210033	1,475.30	4,345.00	2,870.00-	INCREASE REV & EXP	MK
	TOTAL AMENDMENTS			1,475.30	4,345.00	2,870.00-		MK
2021 010-403-103	SALARIES - EMPLOYE	12/09/2020	200130	139,480.39	139,045.57	565.18-	FY2020 YEAR END CLEAN UP	MK
2021 010-403-103	SALARIES - EMPLOYE	12/09/2020	200145	139,045.57	138,480.39	565.18-	REVERSE #200130	MK
2021 010-403-310	OFFICE SUPPLIES	05/26/2021	210069	11,000.00	10,000.00	1,000.00-	LINE ITEM TRANSFER	MK
2021 010-403-495	MISCELLANEOUS	05/26/2021	210069	950.00	1,950.00	1,000.00	LINE ITEM TRANSFER	MK
	TOTAL AMENDMENTS			950.00	1,950.00	.00		MK
2021 010-404-107	SALARIES-EXTRA HEL	11/25/2020	210011	28,000.00	35,000.00	7,000.00	LINE ITEM TRANSFER	MK
2021 010-404-311	POSTAGE	11/25/2020	210011	28,000.00	13,000.00	15,000.00-	LINE ITEM TRANSFER	MK
2021 010-404-484	OTHER ELECTION EXP	12/09/2020	200130	32,000.00	32,025.09	25.09	FY2020 YEAR END CLEAN UP	MK
2021 010-404-484	OTHER ELECTION EXP	12/09/2020	200145	32,025.09	32,000.00	25.09-	REVERSE #200130	MK
	TOTAL AMENDMENTS			32,025.09	32,000.00	.00		MK
2021 010-409-401	ACCOUNTING/AUDITIN	06/09/2021	210077	45,000.00	43,500.00	1,500.00-	LINE ITEM TRANSFER	MK
2021 010-409-402	CONTRACT SERVICES	06/09/2021	210077	.00	1,500.00	1,500.00	LINE ITEM TRANSFER	MK
2021 010-409-430	BIDDING & NOTICES	04/28/2021	210051	2,500.00	2,000.00	500.00-	LINE ITEM TRANSFER	MK
2021 010-409-481	SUBSCRIPTIONS/DUES	06/09/2021	210078	655.00	655.00		LINE ITEM TRANSFER	MK
2021 010-409-488	CHARITY EXPENSE	06/09/2021	210078	6,600.00	6,070.00	530.00-	LINE ITEM TRANSFER	MK
2021 010-409-495	MISCELLANEOUS	04/28/2021	210051	1,000.00	500.00	500.00-	LINE ITEM TRANSFER	MK
2021 010-409-800	CONTINGENCY	12/09/2020	200130	423,804.37	423,804.37		FY2020 YEAR END CLEAN UP	MK
2021 010-409-800	CONTINGENCY	12/09/2020	200145	423,804.37	441,912.00	18,107.63-	REVERSE #200130	MK
2021 010-409-800	CONTINGENCY	01/06/2021	210019	441,912.00	435,254.00	6,658.00-	LINE ITEM TRANSFER	MK
2021 010-409-800	CONTINGENCY	02/03/2021	210028	435,254.00	353,254.00	102,000.00-	LINE ITEM TRANSFER - UNLTFOR	MK
	TOTAL AMENDMENTS			435,254.00	353,254.00	108,658.00-		MK
2021 010-412-428	TRAVEL	10/14/2020	210001	1,500.00	1,000.00	500.00-	LINE ITEM TRANSFER	MK
2021 010-412-495	MISC	10/14/2020	210001	.00	500.00	500.00	LINE ITEM TRANSFER	MK
	TOTAL AMENDMENTS			1,500.00	1,000.00	.00		MK
2021 010-413-103	SALARIES-EMPLOYEE	12/09/2020	200130	13,770.48	13,929.42	158.94	FY2020 YEAR END CLEAN UP	MK
2021 010-413-103	SALARIES-EMPLOYEE	12/09/2020	200145	13,929.42	13,770.48	158.94-	REVERSE #200130	MK
2021 010-413-201	SOCIAL SECURITY TA	12/09/2020	200130	1,053.44	1,065.67	12.23-	FY2020 YEAR END CLEAN UP	MK
2021 010-413-201	SOCIAL SECURITY TA	12/09/2020	200145	1,065.67	1,053.44	12.23-	REVERSE #200130	MK
	TOTAL AMENDMENTS			1,065.67	1,053.44	.00		MK
2021 010-445-101	SALARIES - COURT A	12/09/2020	200130	144,683.48	146,352.93	1,669.45	FY2020 YEAR END CLEAN UP	MK
2021 010-445-101	SALARIES - COURT A	12/09/2020	200145	146,352.93	144,683.48	1,669.45-	REVERSE #200130	MK
2021 010-445-103	SALARIES - EMPLOYE	12/09/2020	200130	105,103.63	107,157.20	2,053.57	FY2020 YEAR END CLEAN UP	MK

ACCOUNT NUMBER	ACCOUNT NAME	DATE	AMDMT NUMBER	OLD BUDGET AMOUNT	AMENDED BUDGET AMOUNT	AMOUNT OF CHANGE	DESCRIPTION	CLK
2021 010-445-103	SALARIES - COUNTY COURT AT	12/09/2020	200145	107,157.20	105,103.63	2,053.57-	REVERSE #200130	MK
EXPENDITURES - COUNTY COURT AT							0.00	
2021 010-450-101	SALARIES - DISTRICT	12/09/2020	200130	48,980.39	49,545.78	565.39-	FY2020 YEAR END REVERSE #200130	MK
2021 010-450-101	SALARIES - EMPLOYE	12/09/2020	200130	49,545.78	48,980.39	565.39-	FY2020 YEAR END REVERSE #200130	MK
2021 010-450-103	SALARIES - EMPLOYE	12/09/2020	200130	112,783.57	113,074.28	290.71-	FY2020 YEAR END REVERSE #200130	MK
2021 010-450-103	SALARIES - EMPLOYE	12/09/2020	200145	113,074.28	112,783.57	290.71-	FY2020 YEAR END REVERSE #200130	MK
EXPENDITURES - DISTRICT CLERK							0.00	
2021 010-455-311	POSTAGE	12/09/2020	200130	2,000.00	2,077.65	77.65-	FY2020 YEAR END REVERSE #200130	MK
2021 010-455-311	POSTAGE	12/09/2020	200145	2,077.65	2,000.00	77.65-	FY2020 YEAR END REVERSE #200130	MK
EXPENDITURES COLLECTION DEPART							0.00	
2021 010-461-101	SALARIES - JUSTICE	12/09/2020	200130	42,094.76	42,580.38	485.62-	FY2020 YEAR END REVERSE #200130	MK
2021 010-461-101	SALARIES - JUSTICE	12/09/2020	200145	42,580.38	42,094.76	485.62-	FY2020 YEAR END REVERSE #200130	MK
2021 010-461-310	OFFICE SUPPLIES	12/09/2020	200130	1,300.00	1,320.42	20.42-	FY2020 YEAR END REVERSE #200130	MK
2021 010-461-310	OFFICE SUPPLIES	12/09/2020	200145	1,320.42	1,300.00	20.42-	FY2020 YEAR END REVERSE #200130	MK
EXPENDITURES - JP #1							0.00	
2021 010-462-101	SALARIES - JUSTICE	12/09/2020	200130	42,094.76	42,580.38	485.62-	FY2020 YEAR END REVERSE #200130	MK
2021 010-462-101	SALARIES - JUSTICE	12/09/2020	200145	42,580.38	42,094.76	485.62-	FY2020 YEAR END REVERSE #200130	MK
2021 010-462-103	SALARIES - EMPLOYE	12/09/2020	200130	28,772.76	28,772.76	0.00	FY2020 YEAR END REVERSE #200130	MK
2021 010-462-103	SALARIES - EMPLOYE	12/09/2020	200145	28,772.76	28,772.76	0.00	FY2020 YEAR END REVERSE #200130	MK
2021 010-462-103	SALARIES - EMPLOYE	12/09/2020	200130	28,448.54	28,448.54	0.00	FY2020 YEAR END REVERSE #200130	MK
2021 010-462-103	SALARIES - EMPLOYE	12/09/2020	200145	28,448.54	28,448.54	0.00	FY2020 YEAR END REVERSE #200130	MK
2021 010-462-402	CONTRACT SERVICES	12/09/2020	200145	1,158.00	1,000.00	158.00-	FY2020 YEAR END REVERSE #200130	MK
EXPENDITURES - JP #2							0.00	
2021 010-463-101	SALARIES - JUSTICE	12/09/2020	200130	42,094.76	42,580.38	485.62-	FY2020 YEAR END REVERSE #200130	MK
2021 010-463-101	SALARIES - JUSTICE	12/09/2020	200145	42,580.38	42,094.76	485.62-	FY2020 YEAR END REVERSE #200130	MK
2021 010-463-103	SALARIES - EMPLOYE	12/09/2020	200130	28,448.54	28,688.45	239.91-	FY2020 YEAR END REVERSE #200130	MK
2021 010-463-103	SALARIES - EMPLOYE	12/09/2020	200145	28,688.45	28,448.54	239.91-	FY2020 YEAR END REVERSE #200130	MK
EXPENDITURES - JP 3							0.00	
2021 010-464-101	SALARIES - JUSTICE	12/09/2020	200130	42,094.76	42,580.38	485.62-	FY2020 YEAR END REVERSE #200130	MK
2021 010-464-101	SALARIES - JUSTICE	12/09/2020	200145	42,580.38	42,094.76	485.62-	FY2020 YEAR END REVERSE #200130	MK
2021 010-464-103	SALARIES - EMPLOYE	12/09/2020	200130	28,526.00	28,526.00	0.00	FY2020 YEAR END REVERSE #200130	MK
2021 010-464-103	SALARIES - EMPLOYE	12/09/2020	200145	28,526.00	28,526.00	0.00	FY2020 YEAR END REVERSE #200130	MK
EXPENDITURES - JP #4							0.00	
2021 010-476-103	SALARIES - EMPLOYE	10/14/2020	210002	457,000.48	475,410.77	18,410.29	FROM YOMA TO DA SALARY	MK
2021 010-476-311	POSTAGE	12/09/2020	200130	500.00	505.50	5.50-	FY2020 YEAR END REVERSE #200130	MK
2021 010-476-311	POSTAGE	12/09/2020	200145	505.50	500.00	5.50-	FY2020 YEAR END REVERSE #200130	MK
2021 010-476-481	SUBSCRIPTIONS/DUES	12/09/2020	200130	300.00	300.00	0.00	FY2020 YEAR END REVERSE #200130	MK
2021 010-476-481	SUBSCRIPTIONS/DUES	12/09/2020	200145	300.00	300.00	0.00	FY2020 YEAR END REVERSE #200130	MK
2021 010-476-495	MISCELLANEOUS	12/09/2020	200130	250.00	30.50-	30.50-	FY2020 YEAR END REVERSE #200130	MK
2021 010-476-495	MISCELLANEOUS	12/09/2020	200145	280.50	250.00	30.50-	FY2020 YEAR END REVERSE #200130	MK
EXPENDITURES - DA							18,410.29	
2021 010-495-102	SALARIES - COUNTY	12/09/2020	200130	77,037.25	77,926.11	888.86-	FY2020 YEAR END REVERSE #200130	MK
2021 010-495-102	SALARIES - COUNTY	12/09/2020	200145	77,926.11	77,037.25	888.86-	FY2020 YEAR END REVERSE #200130	MK
EXPENDITURES - CO. AUDITOR							0.00	
2021 010-497-101	SALARIES - COUNTY	12/09/2020	200130	48,980.39	49,545.78	565.39-	FY2020 YEAR END REVERSE #200130	MK
2021 010-497-101	SALARIES - COUNTY	12/09/2020	200145	49,545.78	48,980.39	565.39-	FY2020 YEAR END REVERSE #200130	MK
EXPENDITURES - CO. TREASURER							0.00	

ACCOUNT NUMBER	ACCOUNT NAME	DATE	AMDMT NUMBER	OLD BUDGET AMOUNT	AMENDED BUDGET AMOUNT	AMOUNT OF CHANGE	DESCRIPTION	CLK
2021 010-499-101	SALARIES - TAX COL	12/09/2020	200130	48,980.39	48,980.39	565.39	FY2020 YEAR END CLEAN UP	MK
2021 010-499-101	SALARIES - TAX COL	12/09/2020	200145	49,545.78	48,980.39	565.39	REVERSE #200130	MK
2021 010-503-103	SALARIES - EMPLOYEE	12/09/2020	200130	96,676.00	97,973.96	1,297.96	FY2020 YEAR END CLEAN UP	MK
2021 010-503-103	SALARIES - EMPLOYEE	12/09/2020	200145	97,973.96	96,676.00	1,297.96	REVERSE #200130	MK
2021 010-503-420	TELEPHONE (FAX)	12/09/2020	200130	118,000.00	118,392.32	392.32	FY2020 YEAR END CLEAN UP	MK
2021 010-503-420	TELEPHONE (FAX)	12/09/2020	200145	118,392.32	118,000.00	392.32	REVERSE #200130	MK
EXPENDITURES - DATA PROCESSING			TOTAL AMENDMENTS	4	TOTAL CHANGES	.00		
2021 010-510-103	SALARIES - EMPLOYEE	12/09/2020	200130	29,993.60	30,585.47	591.87	FY2020 YEAR END CLEAN UP	MK
2021 010-510-103	SALARIES - EMPLOYEE	12/09/2020	200145	30,585.47	29,993.60	591.87	REVERSE #200130	MK
2021 010-510-107	EXTRA HELP	01/06/2021	210019	29,993.60	38,693.60	8,700.00	LINE ITEM TRANSFER	MK
2021 010-510-201	SOCIAL SECURITY TA	01/06/2021	210019	3,427.00	9,427.00	6,000.00	LINE ITEM TRANSFER	MK
2021 010-510-202	GROUP INSURANCE	01/06/2021	210019	3,015.68	6,770.00	3,754.32	LINE ITEM TRANSFER	MK
2021 010-510-203	RETIREMENT CONTRIB	01/06/2021	210019	8,002.32	14,002.32	6,000.00	LINE ITEM TRANSFER	MK
2021 010-510-422	TRAVEL	06/09/2021	210079	3,224.61	3,939.61	715.00	LINE ITEM TRANSFER	MK
2021 010-510-442	WATER	12/09/2020	200130	125.00	225.00	100.00	FY2020 YEAR END CLEAN UP	MK
2021 010-510-442	WATER	12/09/2020	200145	13,500.00	13,500.00	325.18	REVERSE #200130	MK
2021 010-510-450	REP & MAINT. BLDGS	04/28/2021	210059	100,000.00	107,775.21	7,775.21	INCREASE REVENUE & EXPENSE	MK
2021 010-510-450	REP & MAINT. BLDGS	05/26/2021	210068	107,775.21	172,688.21	64,913.00	INCREASE REV & EXP	MK
2021 010-510-495	MISCELLANEOUS	06/09/2021	210079	1,000.00	1,000.00	100.00	LINE ITEM TRANSFER	MK
EXPENDITURES - PUBLIC BLDGS			TOTAL AMENDMENTS	13	TOTAL CHANGES	79,346.21		
2021 010-551-101	SALARIES - CONSTAB	12/09/2020	200130	39,455.29	39,910.49	455.20	FY2020 YEAR END CLEAN UP	MK
2021 010-551-101	SALARIES - CONSTAB	12/09/2020	200145	39,910.49	455.20	455.20	REVERSE #200130	MK
2021 010-551-330	FUEL AND LUBRICANT	12/09/2020	200130	5,000.00	5,555.87	555.87	FY2020 YEAR END CLEAN UP	MK
2021 010-551-330	FUEL AND LUBRICANT	12/09/2020	200145	5,555.87	5,000.00	555.87	REVERSE #200130	MK
EXPENDITURES - CONSTABLE PCT.1			TOTAL AMENDMENTS	4	TOTAL CHANGES	.00		
2021 010-552-101	SALARIES - CONSTAB	12/09/2020	200130	39,455.29	39,910.49	455.20	FY2020 YEAR END CLEAN UP	MK
2021 010-552-101	SALARIES - CONSTAB	12/09/2020	200145	39,910.49	455.20	455.20	REVERSE #200130	MK
2021 010-552-339	UNIFORMS	02/03/2021	210024	400.00	734.90	334.90	LINE ITEM TRANSFER	MK
2021 010-552-428	FUEL AND LUBRICANT	02/03/2021	210024	500.00	165.10	334.90	LINE ITEM TRANSFER	MK
2021 010-552-451	AUTO MAINTENANCE	04/28/2021	210052	1,000.00	841.96	158.04	LINE ITEM TRANSFER	MK
2021 010-552-575	AUTO PURCHASES	04/28/2021	210052	.00	158.04	158.04	LINE ITEM TRANSFER	MK
EXPENDITURES - CONSTABLE PCT.2			TOTAL AMENDMENTS	6	TOTAL CHANGES	.00		
2021 010-553-101	SALARIES - CONSTAB	12/09/2020	200130	39,455.29	39,910.49	455.20	FY2020 YEAR END CLEAN UP	MK
2021 010-553-101	SALARIES - CONSTAB	12/09/2020	200145	39,910.49	455.20	455.20	REVERSE #200130	MK
2021 010-553-201	SOCIAL SECURITY TA	12/09/2020	200130	3,018.33	3,018.33	34.86	FY2020 YEAR END CLEAN UP	MK
2021 010-553-201	SOCIAL SECURITY TA	12/09/2020	200145	3,053.19	3,018.33	34.86	REVERSE #200130	MK
EXPENDITURES - CONSTABLE PCT.3			TOTAL AMENDMENTS	4	TOTAL CHANGES	.00		
2021 010-554-101	SALARIES - CONSTAB	12/09/2020	200130	39,455.29	39,910.49	455.20	FY2020 YEAR END CLEAN UP	MK
2021 010-554-101	SALARIES - CONSTAB	12/09/2020	200145	39,910.49	455.20	455.20	REVERSE #200130	MK
2021 010-554-201	SOCIAL SECURITY TA	12/09/2020	200130	3,018.33	3,018.33	34.88	FY2020 YEAR END CLEAN UP	MK
2021 010-554-201	SOCIAL SECURITY TA	12/09/2020	200145	3,053.21	3,018.33	34.88	REVERSE #200130	MK
2021 010-554-428	FUEL & LUBRICANTS-	05/26/2021	210070	1,000.00	720.00	280.00	LINE ITEM TRANSFER	MK
2021 010-554-495	MISCELLANEOUS	05/26/2021	210070	1,250.00	1,970.00	720.00	LINE ITEM TRANSFER	MK
EXPENDITURES - CONSTABLE PCT.4			TOTAL AMENDMENTS	6	TOTAL CHANGES	.00		
2021 010-580-103	SALARIES - EMPLOYEE	12/09/2020	200130	28,448.54	28,822.08	373.54	FY2020 YEAR END CLEAN UP	MK
2021 010-580-103	SALARIES - EMPLOYEE	12/09/2020	200145	28,822.08	28,448.54	373.54	REVERSE #200130	MK

ACCOUNT NUMBER	ACCOUNT NAME	DATE	AMDMT NUMBER	OLD BUDGET AMOUNT	AMENDED BUDGET AMOUNT	AMOUNT OF CHANGE	DESCRIPTION	CLK
EXPENDITURES - DPS								
2021	010-665-102	SALARIES - APPOINT	12/09/2020	200130	29,109.54	29,442.62	FY2020 YEAR END	MK
2021	010-665-102	SALARIES - EMPLOYE	12/09/2020	200130	27,442.62	29,109.54	REVERSE #200130	MK
2021	010-665-103	SALARIES - EMPLOYE	12/09/2020	200145	28,007.55	326.33	REVERSE #200130	MK
2021	010-665-201	SOCIAL SECURITY TA	12/09/2020	200130	5,415.49	23.22	REVERSE #200130	MK
2021	010-665-201	SOCIAL SECURITY TA	12/09/2020	200145	5,438.71	23.22	REVERSE #200130	MK
2021	010-671-107	SALARIES - PART TI	12/09/2020	200130	9,276.00	501.96	FY2020 YEAR END	MK
2021	010-671-107	SALARIES - PART TI	12/09/2020	200145	9,777.96	501.96	REVERSE #200130	MK
2021	010-671-201	SOCIAL SECURITY TA	12/09/2020	200130	709.61	38.37	FY2020 YEAR END	MK
2021	010-671-201	SOCIAL SECURITY TA	12/09/2020	200145	747.98	38.37	REVERSE #200130	MK
2021	010-671-203	RETIREMENT CONTRIB	12/09/2020	200130	758.78	30.47	FY2020 YEAR END	MK
2021	010-671-203	RETIREMENT CONTRIB	12/09/2020	200145	789.25	30.47	REVERSE #200130	MK
2021	010-671-402	CONTRACT SERVICES	12/09/2020	200130	14,000.00	65.16	FY2020 YEAR END	MK
2021	010-671-402	CONTRACT SERVICES	12/09/2020	200145	14,065.16	65.16	REVERSE #200130	MK
EXPENDITURES - PCT #1 COLLECT								
2021	010-672-103	SALARIES - EMPLOYE	12/09/2020	200130	4,713.00	54.71	FY2020 YEAR END	MK
2021	010-672-103	SALARIES - EMPLOYE	12/09/2020	200145	4,767.71	54.71	REVERSE #200130	MK
2021	010-672-201	SOCIAL SECURITY TA	12/09/2020	200130	360.54	4.08	FY2020 YEAR END	MK
2021	010-672-201	SOCIAL SECURITY TA	12/09/2020	200145	364.62	4.08	REVERSE #200130	MK
EXPENDITURES - PCT #2 COLLECT								
2021	010-673-103	SALARIES - EMPLOYE	12/09/2020	200130	13,893.00	294.32	FY2020 YEAR END	MK
2021	010-673-103	SALARIES - EMPLOYE	12/09/2020	200145	14,187.32	294.32	REVERSE #200130	MK
2021	010-673-201	SOCIAL SECURITY TA	12/09/2020	200130	1,085.32	22.51	FY2020 YEAR END	MK
2021	010-673-201	SOCIAL SECURITY TA	12/09/2020	200145	1,085.32	22.51	REVERSE #200130	MK
2021	010-673-203	RETIREMENT CONTRIB	12/09/2020	200130	1,136.45	7.64	FY2020 YEAR END	MK
2021	010-673-203	RETIREMENT CONTRIB	12/09/2020	200145	1,144.09	7.64	REVERSE #200130	MK
EXPENDITURES - PCT #3 COLLECT								
2021	010-700-132	TRANSFER TO SHERIFF	02/03/2021	210028	2,599,778.00	102,000.00	LINE ITEM TRANSFER - UNIFORM	MK
2021	010-700-817	TRANSFER TO FAMILY	10/14/2020	210002	18,410.29	18,410.29	FROM VOWA TO DA SALARY	MK
TOTAL TRANSFERS								
2021	021-380-200	FINANCING ISSURANC	04/28/2021	210060	1.00	279,508.00	INCREASE REVENUE & EXPENSE	MK
TOTAL AMENDMENTS								
2021	021-621-103	SALARIES - EMPLOYE	04/28/2021	210053	266,510.45	15,000.00	LINE ITEM TRANSFER	MK
2021	021-621-107	SALARIES-EXTRA HEL	04/28/2021	210053	20,000.00	13,350.00	LINE ITEM TRANSFER	MK
2021	021-621-110	SALARIES - COMP TI	04/28/2021	210053	150.00	1,650.00	LINE ITEM TRANSFER	MK
2021	021-621-310	OFFICE SUPPLIES	02/03/2021	210026	650.00	1,185.00	LINE ITEM TRANSFER	MK
2021	021-621-310	OFFICE SUPPLIES	03/17/2021	210007	726,694.00	10,928.80	R&B TRANS TO CIFG	MK
2021	021-621-450	ROAD & BRIDGE MAINT	02/03/2021	210042	20,100.00	2,000.00	LINE ITEM TRANSFER	MK
2021	021-621-461	MACHINERY RENTAL	03/31/2021	210042	400.00	77.50	LINE ITEM TRANSFER	MK
2021	021-621-481	DUES & SUBS	02/03/2021	210026	10,342.00	500.00	LINE ITEM TRANSFER	MK
2021	021-621-495	MISCELLANEOUS EXPE	03/31/2021	210042	9,842.00	77.50	LINE ITEM TRANSFER	MK
2021	021-621-495	MISCELLANEOUS EXPE	04/28/2021	210042	50,000.00	279,508.00	INCREASE REVENUE & EXPENSE	MK
2021	021-621-571	EQUIPMENT PURCHASE	03/31/2021	210041	1,500.00	2,000.00	LINE ITEM TRANSFER	MK
2021	021-621-577	SHOP EQUIPMENT	02/03/2021	210025	109,185.00	20,000.00	LINE ITEM TRANSFER	MK
2021	021-621-800	CONTINGENCY	02/03/2021	210025	89,185.00	20,000.00	LINE ITEM TRANSFER	MK



ACCOUNT NUMBER	ACCOUNT NAME	DATE	AMDMT NUMBER	OLD BUDGET AMOUNT	AMENDED BUDGET AMOUNT	AMOUNT OF CHANGE	DESCRIPTION	CLK
2021 021-621-800	CONTINGENCY - R & B PCT.1	03/17/2021	210035	89,185.00	88,000.00	1,185.00-	LINE ITEM TRANSFER	MK
			TOTAL AMENDMENTS	15	TOTAL CHANGES	268,579.20		
2021 021-700-816	TRANSFER TO CIFG - RB#1 TRANSFERS	11/12/2020	210007	1.00	10,928.80	10,928.80	R&B TRANS TO CIFG	MK
			TOTAL AMENDMENTS	1.00	TOTAL CHANGES	10,928.80		
2021 022-367-000	DONATIONS - GENERA	12/09/2020	210012	1.00	3,347.00-	3,347.00-	INCREASE REV & EXP	MK
			TOTAL AMENDMENTS	1.00	TOTAL CHANGES	3,347.00-		
2021 022-370-100	ROAD DAMAGE PAYMEN	01/22/2021	210021	1.00	4,156.20-	4,156.20-	INCREASE REVENUE & EXPENSE	MK
			TOTAL AMENDMENTS	1.00	TOTAL CHANGES	4,156.20-		
2021 022-622-335	ROAD & BRIDGE MAINT	11/12/2020	210007	1,269,523.00	1,256,341.00	13,182.00-	R&B TRANS TO CIFG	MK
2021 022-622-335	ROAD & BRIDGE MAINT	12/09/2020	210012	1,256,341.00	1,259,688.00	3,347.00	INCREASE REV & EXP	MK
2021 022-622-335	ROAD & BRIDGE MAINT	01/22/2021	210021	1,259,688.00	1,263,844.20	4,156.20	INCREASE REVENUE & EXPENSE	MK
2021 022-622-335	ROAD & BRIDGE MAINT	06/09/2021	210080	1,263,844.20	1,363,844.20	100,000.00	LINE ITEM TRANSFER	MK
2021 022-622-481	SUBSCRIPTIONS/DUES	03/17/2021	210036	425.00	525.00	100.00	LINE ITEM TRANSFER	MK
2021 022-622-495	MISCELLANEOUS EXPE	03/17/2021	210036	2,000.00	900.00	1,100.00-	LINE ITEM TRANSFER	MK
2021 022-622-571	EQUIPMENT PURCHASE	10/14/2020	210003	100,000.00	123,977.42	23,977.42-	LINE ITEM TRANSFER	MK
2021 022-622-800	CONTINGENCY	10/14/2020	210003	135,977.00	111,999.58	23,977.42-	LINE ITEM TRANSFER	MK
2021 022-622-800	CONTINGENCY	06/09/2021	210080	111,999.58	11,999.58	100,000.00-	LINE ITEM TRANSFER	MK
			TOTAL AMENDMENTS	9	TOTAL CHANGES	5,678.80-		
2021 023-700-816	TRANSFER TO CIFG - RB#2 TRANSFERS	11/12/2020	210007	1.00	13,182.00	13,182.00	R&B TRANS TO CIFG	MK
			TOTAL AMENDMENTS	1.00	TOTAL CHANGES	13,182.00		
2021 023-367-000	DONATIONS - GENERA	10/28/2020	210004	4,300.00-	4,300.00-	4,300.00-	INCREASE REV & EXP	MK
2021 023-367-000	DONATIONS - GENERA	12/09/2020	210013	11,300.00-	11,300.00-	7,400.00-	INCREASE REV & EXP	MK
2021 023-367-000	DONATIONS - GENERA	03/31/2021	210047	36,300.00-	101,300.00-	25,000.00-	INCREASE REV & EXP	MK
2021 023-367-000	DONATIONS - GENERA	04/28/2021	210063	101,300.00-	101,300.00-	65,000.00-	INCREASE REVENUE & EXPENSE	MK
2021 023-367-000	DONATIONS - GENERA	05/26/2021	210075	101,300.00-	117,800.00-	16,500.00-	INCREASE REV & EXP	MK
			TOTAL AMENDMENTS	5	TOTAL CHANGES	117,800.00-		
2021 023-370-102	INSURANCE PROCEEDS	04/28/2021	210061	3,706.84-	3,706.84-	3,706.84-	INCREASE REVENUE & EXPENSE	MK
2021 023-370-102	INSURANCE PROCEEDS	05/26/2021	210076	8,208.31-	8,208.31-	4,501.47-	INCREASE REV & EXP	MK
			TOTAL AMENDMENTS	2	TOTAL CHANGES	8,208.31-		
2021 023-371-100	OTHER MISC. REVENU	04/28/2021	210062	1,000.00-	1,000.00-	1,000.00-	INCREASE REVENUE & EXPENSE	MK
			TOTAL AMENDMENTS	1.00	TOTAL CHANGES	1,000.00-		
2021 023-623-110	SALARIES - COMP TI	04/28/2021	210062	10,000.00	11,000.00	1,000.00	INCREASE REVENUE & EXPENSE	MK
2021 023-623-335	ROAD & BRIDGE MAINT	10/28/2020	210004	812,781.74	817,081.74	4,300.00	INCREASE REV & EXP	MK
2021 023-623-335	ROAD & BRIDGE MAINT	11/12/2020	210007	817,081.74	805,965.50	11,116.24-	R&B TRANS TO CIFG	MK
2021 023-623-335	ROAD & BRIDGE MAINT	12/09/2020	210013	805,965.50	812,965.50	7,000.00	INCREASE REV & EXP	MK
2021 023-623-335	ROAD & BRIDGE MAINT	03/31/2021	210047	812,965.50	837,965.50	25,000.00	INCREASE REV & EXP	MK
2021 023-623-335	ROAD & BRIDGE MAINT	04/28/2021	210063	837,965.50	902,965.50	65,000.00	INCREASE REVENUE & EXPENSE	MK
2021 023-623-335	ROAD & BRIDGE MAINT	05/26/2021	210075	902,965.50	919,465.50	16,500.00	INCREASE REV & EXP	MK
2021 023-623-451	REPAIR & MAINT-MAC	04/28/2021	210061	74,225.44	77,932.28	3,706.84	INCREASE REVENUE & EXPENSE	MK
2021 023-623-451	REPAIR & MAINT-MAC	05/26/2021	210076	77,932.28	82,433.75	4,501.47	INCREASE REV & EXP	MK
2021 023-623-481	DUES/SUBSCRIPTION	03/17/2021	210037	77,400.00	77,500.00	100.00	LINE ITEM TRANSFER	MK
2021 023-623-495	MISCELLANEOUS EXPE	03/17/2021	210037	5,000.00	4,922.50	77.50-	LINE ITEM TRANSFER	MK
			TOTAL AMENDMENTS	11	TOTAL CHANGES	115,892.07		
2021 023-700-816	TRANSFER TO CIFG - RB#3 TRANSFERS	11/12/2020	210007	1.00	11,116.24	11,116.24	R&B TRANS TO CIFG	MK
			TOTAL AMENDMENTS	1.00	TOTAL CHANGES	11,116.24		

FUND NAME	**** MONTH TO DATE **** REVENUES	**** MONTH TO DATE **** EXPENSES	**** YEAR TO DATE **** REVENUES	**** YEAR TO DATE **** EXPENSES
2021 JUVENILE PROBATION FUND	56,030.40	64,855.66	424,494.53	391,921.47
2021 VZCJPD STATE AID GRANT A	45,149.50	55,369.66	446,672.90	384,336.31
2021 VZCJPD - GRANT N	.00	.00	.00	.00
2021 D A SUPPLEMENTAL FUND	.00	2,579.35	7,511.34	15,005.61
2021 VOICES - JUV CJD GRANT	.00	.00	.00	.00
2021 ETCOG RESIDENTIAL	1,000.00	.00	3,186.08	2,536.08
2021 JUVENILE PROBATION INTEREST	10.69	.00	131.54	.00
2021 REGIONAL SERVICE ENHANCEMENT	6,966.00	6,000.78	74,769.80	62,252.37
2021 GRANT S	.00	.00	.00	.00
2021 MENTAL IMPAIRMENT CASELOAD	.00	5,567.58	25,854.00	37,407.10
2021 INDIGENT DEFENSE GRANT	.00	5,847.83	21,983.80	34,280.23
2021 FIRE MARSHAL	27,847.89	13,599.44	162,798.59	111,519.67
2021 TECHNOLOGY RESOURCES	.00	.00	1.07	.00
2021 HAVA ELECTION GRANT	5,144.75	.00	5,151.09	.00
2021 GOLDEN WATER SUPPLY CORP	.00	.00	.00	.00
2021 D.A. CHECK COLLECTION FUND	135.99	361.62	658.10	2,149.99
2021 CONSTABLE #1 TLEOSE FUND	.00	.00	792.43	125.00
2021 CONSTABLE #2 TLEOSE FUND	.00	.00	.00	.00
2021 CONSTABLE #3 TLEOSE FUND	.00	.00	.00	.00
2021 CONSTABLE #4 TLEOSE FUND	.04	630.00	644.28	1,212.82
2021 SHERIFF TLEOSE FUND	.07	870.00	4,243.04	1,618.13
2021 DA TLEOSE FUND	.00	.00	642.52	.00
2021 JUSTICE COURT TECHNOLOGY FUND	1,115.71	.00	6,166.09	10,871.83
2021 CONTRIBUTION RELIEF FUND	.00	.00	.00	.00
2021 VETERAN'S MEMORIAL WALL FUND	.00	.00	.00	.00
2021 HISTORICAL COMMISSION	.04	345.25	2,172.71	345.25

FUND NAME	***** MONTH TO DATE ***** REVENUES	***** MONTH TO DATE ***** EXPENSES	***** YEAR TO DATE ***** REVENUES	***** YEAR TO DATE ***** EXPENSES
2021 VAN TORNADO-ASSISTANCE	.00	.00	.00	.00
2021 FEMA - DEC 2015 STORM	.00	.00	.00	.00
2021 FEMA APRIL 2016 STORM	.00	.00	.00	.00
2021 HAZARD MITIGATION GRANT	.00	.00	.00	.00
2021 COURTHOUSE PLANNING GRANT	.80	.00	.00	.00
2021 PRETRIAL INTERVENTION PROGRAM	2,500.43	2,128.77	17,427.44	8,337.97
2021 SHERIFF JUSTICE FORFEITURE FUN	.22	.00	10.87	.00
2021 SHERIFF TREASURY FORFEITURE FU	.00	.00	.00	.00
2021 CONSTABLE PCT #1 FORFEITURE FU	.00	.00	.00	.00
2021 VOICES - JUV CJD GRANT	.00	5,275.23	21,860.29	32,202.93
2021 LOCAL TRUANCY PREVENTION & DIV	1,042.88	.00	5,140.61	150.00
2021 COVID -19	2,074.66	6,234.55-	514,660.75	529,764.61
2021 COUNTY INFRASTRUCTURE FUND GRANT	.00	62,884.08	55,769.86	118,641.33
2021 AMERICAN RESCUE PLAN	.00	.00	.00	.00
TOTAL	1,450,250.43	2,204,459.56	26,641,899.56	17,310,258.04

ACCOUNT NAME	BEGINNING CASH BALANCE	CASH RECEIPTS	CASH DISBURSEMENTS	ENDING CASH BALANCE
2021 010 GENERAL FUND				
CASH	190,032.72	1,021,257.09	1,002,180.61	209,109.20
COINS	1.00	.00	.00	1.00
RETURNED CHECK FEES	.00	.00	.00	.00
AMERICAN NATIONAL CASH	.00	.00	.00	.00
VZC JURY CASH CLEARING	3,411.00	.00	.00	3,411.00
VZC CHECKING DEBT SERVICE	.00	.00	.00	.00
PETTY CASH COLLECTION-PCT. 1	100.00	.00	.00	100.00
PETTY CASH-CTY CLERK	500.00	.00	.00	500.00
PETTY CASH-DIST CLERK	400.00	.00	.00	400.00
COUNTY COURT JURY CASH	1,250.00	1,222.00	1,222.00	1,250.00
DISTRICT COURT JURY CASH	1,200.00	2,594.00	2,844.00	1,730.00
PETTY CASH-UP #1	200.00	.00	.00	200.00
PETTY CASH-UP #2	200.00	.00	.00	200.00
PETTY CASH - JP#4	200.00	.00	.00	200.00
PETTY CASH-SHERIFF	200.00	.00	.00	200.00
PETTY CASH-TAX COLLECTOR	3,300.00	.00	.00	3,300.00
PETTY CASH-TAX COLLECTOR	.00	.00	.00	.00
PETTY CASH - TAX COLL (BOAT)	2.70	.00	.00	2.70
PETTY CASH-TAX (BOAT CK ACCT)	5,280.36	400.05	400.05	5,680.41
TIME DEPOSIT ON ACCOUNT	5,801.94	399.59	.00	5,802,347.96
MBIA MUNICIPAL INVESTORS SERV	11,283,888.06	1,425,526.89	1,006,246.61	11,703,168.34
FUND TOTALS				
2021 012 RESERVE FUNDS				
CASH	.00	.00	.00	.00
TIME DEPOSIT ON ACCOUNT	.00	.00	.00	.00
MBIA MUNICIPAL INVESTORS SERV	.00	.00	.00	.00
FUND TOTALS	.00	.00	.00	.00
2021 015 SHERIFF CHAPTER 59 FORFEITURE				
CASH	2,433.02	47,203.28	45,000.00	4,636.30
AMERICAN NATIONAL CASH	.00	.00	.00	.00
CASH-OTHER	16,356.20	45,000.19	.00	61,356.39
TIME DEPOSIT ON ACCOUNT	.00	.00	.00	.00
MBIA MUNICIPAL INVESTORS SERV	18,789.22	92,203.47	45,000.00	65,992.69
FUND TOTALS				
2021 016 DA FORFEITURE FUND				
CASH	2,462.11	.00	.00	2,462.31
D. A. ESCROW/TYUMETIKA JOHNSON	.00	.20	.00	.00
D. A. ESCROW	.00	.00	.00	.00
D. A. ESCROW/CALE	6,001.41	.48	.00	6,001.89
D. A. ESCROW/RODRIGUEZ	7,454.91	1.60	.00	7,456.51
D. A. ESCROW	16,375.02	1.30	.00	16,376.32
D. A. ESCROW/	.00	.00	.00	.00
D. A. ESCROW/KOROSEC	.00	.00	.00	.00
D. A. ESCROW/	.00	.00	.00	.00
D. A. ESCROW/	.00	.00	.00	.00
D. A. ESCROW/	29,058.77	2.31	.00	29,061.08
D. A. ESCROW/	.00	.00	.00	.00
D. A. ESCROW/ASHFRD, BRCHR, ALEX	.00	.00	.00	.00
D. A. ESCROW/	.00	.00	.00	.00
D. A. ESCROW/	.00	.00	.00	.00
D. A. ESCROW/	.00	.00	.00	.00
D. A. ESCROW/K.TURNER	6,480.66	.52	.00	6,481.18







ACCOUNT NAME	BEGINNING CASH BALANCE	CASH RECEIPTS	CASH DISBURSEMENTS	ENDING CASH BALANCE
2021 021 ROAD & BRIDGE - PCT. 1	47,474.86	46,382.48	59,536.58-	34,320.76
CASH DEPOSIT ON ACCOUNT	952,592.09	8.23	.00	952,600.32
MBIA MUNICIPAL INVESTORS	655,207.74	43.62	.00	655,251.36
FUND TOTALS	1,655,274.69	46,434.33	59,536.58-	1,642,172.44
2021 022 ROAD & BRIDGE - PCT. 2	8,762.91	162,429.04	168,355.60-	2,836.35
CASH DEPOSIT ON ACCOUNT	734,131.59	5.89	105,000.00-	629,137.48
MBIA MUNICIPAL INVESTORS	1,252,773.06	83.41	.00	1,252,856.47
FUND TOTALS	1,995,667.56	162,518.34	273,355.60-	1,884,830.30
2021 023 ROAD & BRIDGE - PCT. 3	46,626.20	113,494.70	142,334.55-	17,786.35
CASH DEPOSIT ON ACCOUNT	882,328.92	7.36	50,000.00-	833,335.98
MBIA MUNICIPAL INVESTORS	705,422.73	46.92	.00	705,269.70
FUND TOTALS	1,635,177.57	113,549.01	192,334.55-	1,536,392.03
2021 024 ROAD & BRIDGE - PCT. 4	7,944.65	70,689.83	62,688.53-	15,945.95
CASH DEPOSIT ON ACCOUNT	396,905.40	3.29	25,000.00-	371,908.69
MBIA MUNICIPAL INVESTORS	705,223.13	46.95	.00	705,270.08
FUND TOTALS	1,110,073.18	70,740.07	87,688.53-	1,093,124.72
2021 026 ROAD & BRIDGE - GEN	4,069.85	4,718.32	3,423.93-	5,364.24
CASH DEPOSIT ON ACCOUNT	1,021.81	.00	.00	1,021.81
MBIA MUNICIPAL INVESTORS	5,091.66	4,718.32	3,423.93-	6,386.05
FUND TOTALS	5,675.22-	.00	4,027.02-	9,702.24-
2021 035 VICTIM COORDINATOR GRANT	1,142.02	13,250.75	569.70-	13,823.07
CASH DEPOSIT ON ACCOUNT	57,231.86	.49	.00	57,232.35
MBIA MUNICIPAL INVESTORS	58,373.88	13,251.24	569.70-	71,055.42
FUND TOTALS	114,747.76	13,251.73	1,139.40-	125,863.09
2021 036 DA FOREFEITURE FUND II	819.89	.00	.00	819.89
CASH DEPOSIT ON ACCOUNT	3,884.81	.03	.00	3,884.84
MBIA MUNICIPAL INVESTORS	4,704.70	.03	.00	4,704.73
FUND TOTALS	8,309.40	.06	.00	8,309.46
2021 040 COUNTY LAW LIBRARY FUND	6,759.21	3,150.00	2,713.90-	7,195.31
CASH				



ACCOUNT NAME	BEGINNING CASH BALANCE	CASH RECEIPTS	CASH DISBURSEMENTS	ENDING CASH BALANCE
2021 042 COUNTY FREE LIBRARY	76,507.91	3,150.60	2,713.90	76,944.61
CASH DEPOSIT ON ACCOUNT	29,297.77	10,831.69	8,117.65	32,011.81
TIME DEPOSIT ON ACCOUNT	.00	.00	.00	.00
MBIA MUNICIPAL INVESTORS SERV	.00	.00	.00	.00
FUND TOTALS	29,297.77	10,831.69	8,117.65	32,011.81
2021 047 DIGITIZE RECORDS	15,344.70	1,722.28	15,000.00	2,066.98
CASH DEPOSIT ON ACCOUNT	92,975.41	15,000.82	.00	107,976.23
TIME DEPOSIT ON ACCOUNT	.00	.00	.00	.00
MBIA MUNICIPAL INVESTORS SERV	.00	.00	.00	.00
FUND TOTALS	108,320.11	16,723.10	15,000.00	110,043.21
2021 048 SUPPLEMENTAL GUARDIANSHIP	3,418.22	360.00	.00	3,778.22
CASH DEPOSIT ON ACCOUNT	34,469.56	.00	.00	34,469.56
TIME DEPOSIT ON ACCOUNT	.00	.00	.00	.00
MBIA MUNICIPAL INVESTORS SERV	.00	.00	.00	.00
FUND TOTALS	37,887.78	360.29	.00	38,248.07
2021 049 COUNTY CHILD ABUSE PREVENTION	2,553.86	28.52	.00	2,582.38
CASH DEPOSIT ON ACCOUNT	8,286.34	.00	.00	8,286.41
TIME DEPOSIT ON ACCOUNT	.00	.00	.00	.00
MBIA MUNICIPAL INVESTORS SERV	.00	.00	.00	.00
FUND TOTALS	10,840.20	28.59	.00	10,868.79
2021 050 COURT RELATED PROGRAMS	5,525.12	630.16	.00	6,155.28
CASH DEPOSIT ON ACCOUNT	.03	.00	.00	.03
TIME DEPOSIT ON ACCOUNT	.00	.00	.00	.00
MBIA MUNICIPAL INVESTORS SERV	.00	.00	.00	.00
FUND TOTALS	5,525.15	630.16	.00	6,155.31
2021 052 COUNTY & DISTRICT TECH FUND	1,843.49	198.18	.00	2,041.67
CASH DEPOSIT ON ACCOUNT	4,991.44	.04	.00	4,991.48
TIME DEPOSIT ON ACCOUNT	.00	.00	.00	.00
MBIA MUNICIPAL INVESTORS SERV	.00	.00	.00	.00
FUND TOTALS	6,834.93	198.22	.00	7,033.15
2021 053 CAPITALCREDITSECONOMICDEVELOP	2,781.18	2.69	.00	2,781.18
CASH DEPOSIT ON ACCOUNT	31,644.61	2.33	.00	31,647.30
TIME DEPOSIT ON ACCOUNT	35,012.22	5.02	.00	35,014.55
MBIA MUNICIPAL INVESTORS SERV	.00	.00	.00	.00
FUND TOTALS	349,438.01	5.02	.00	349,443.03
2021 054 DISTRICT CLERK TECHNOLOGY FUND	8,426.24	905.00	.00	9,331.24
CASH DEPOSIT ON ACCOUNT	30,047.15	.25	.00	30,047.40
TIME DEPOSIT ON ACCOUNT	.00	.00	.00	.00
MBIA MUNICIPAL INVESTORS SERV	.00	.00	.00	.00
FUND TOTALS	38,473.39	905.25	.00	39,378.64
2021 055 CHAPTER 19	.00	.00	.00	.00
TIME DEPOSIT ON ACCOUNT	.00	.00	.00	.00
MBIA MUNICIPAL INVESTORS SERV	.00	.00	.00	.00
FUND TOTALS	.00	.00	.00	.00
2021 056 COUNTY RECORDS FUND	8,455.49	1,212.73	145.00	9,523.22
CASH DEPOSIT ON ACCOUNT				
TIME DEPOSIT ON ACCOUNT				
MBIA MUNICIPAL INVESTORS SERV				
FUND TOTALS				

ACCOUNT NAME	BEGINNING CASH BALANCE	CASH RECEIPTS	CASH DISBURSEMENTS	ENDING CASH BALANCE
2021 057 COUNTY CLERK RECORDS FUND	14,213.42	14,672.00	25,000.00-	3,885.42
CASH DEPOSIT ON ACCOUNT	284,989.05	25,002.49	.00	309,991.54
MBIA MUNICIPAL INVESTORS SERV	.00	.00	.00	.00
FUND TOTALS	299,202.47	39,674.49	25,000.00-	313,876.96
2021 058 DISTRICT CLERK RECORDS FUND	5,288.89	495.91	.00	5,784.80
CASH DEPOSIT ON ACCOUNT	9,436.37	.08	.00	9,436.45
FUND TOTALS	14,725.26	495.99	.00	15,221.25
2021 059 COUNTY CLERK ARCHIVE	18,392.65	14,596.00	30,000.00-	2,988.65
CASH DEPOSIT ON ACCOUNT	526,875.92	30,004.59	.00	556,880.51
FUND TOTALS	545,268.57	44,600.59	30,000.00-	559,869.16
2021 070 PERMANENT IMPROVEMENT FUND	2.05	.00	.00	2.05
CASH DEPOSIT ON ACCOUNT	.00	.00	.00	.00
MBIA MUNICIPAL INVESTORS SERV	.00	.00	.00	.00
FUND TOTALS	2.05	.00	.00	2.05
2021 075 RIGHT-OF-WAY FUND	.00	.00	.00	.00
CASH DEPOSIT ON ACCOUNT	.00	.00	.00	.00
MBIA MUNICIPAL INVESTORS SERV	.00	.00	.00	.00
FUND TOTALS	.00	.00	.00	.00
2021 084 TAX ANTICIPATION NOTES	.00	.00	.00	.00
CASH DEPOSIT ON ACCOUNT	.00	.00	.00	.00
MBIA MUNICIPAL INVESTORS SERV	.00	.00	.00	.00
FUND TOTALS	.00	.00	.00	.00
2021 085 DEBT SERVICE FUND	15,801.10	18,795.41	.00	34,596.51
CASH DEPOSIT ON ACCOUNT	.14	.00	.00	.14
MBIA MUNICIPAL INVESTORS SERV	566,343.27	37.71	.00	566,380.98
FUND TOTALS	582,144.51	18,833.12	.00	600,977.63
2021 087 VZC INDIGENT HEALTH PROGRAM	13,296.38	10,000.00	8,273.14-	15,023.24
CASH DEPOSIT ON ACCOUNT	104,192.06	.00	.00	104,192.06
MBIA MUNICIPAL INVESTORS SERV	.00	.00	.00	.00
FUND TOTALS	117,488.44	10,000.00	8,273.14-	119,215.30
2021 088 SOIL CONSERVATION DIST FUND	10,434.55	107,047.03	57,190.00-	60,291.58
CASH DEPOSIT ON ACCOUNT	74,378.40	.58	50,000.00-	24,378.98
MBIA MUNICIPAL INVESTORS SERV	.00	.00	.00	.00
FUND TOTALS	84,812.95	107,047.61	107,190.00-	84,670.56
2021 090 APPELLATE JUSTICE SYSTEM FUND	420.35	450.00	.00	870.35
CASH				

ACCOUNT NAME	BEGINNING CASH BALANCE	CASH RECEIPTS	CASH DISBURSEMENTS	ENDING CASH BALANCE
2021 095 PAYROLL CLEARING ACCOUNT.				
CASH	194,039.82	.00	.00	194,039.82
MBIA MUNICIPAL INVESTORS SERV	.00	.00	.00	.00
FUND TOTALS	194,039.82	.00	.00	194,039.82
2021 096 GEN FIXED ASSETS ACCOUNT GRP				
MBIA MUNICIPAL INVESTORS SERV	.00	.00	.00	.00
FUND TOTALS	.00	.00	.00	.00
2021 097 LONG TERM DEBT GROUP				
MBIA MUNICIPAL INVESTORS SERV	.00	.00	.00	.00
FUND TOTALS	.00	.00	.00	.00
2021 131 VAN ZANDT COUNTY JAIL				
CASH	40,352.11	184,642.63	144,488.96	198.44
MEDICARE PAYABLE	.00	.00	.00	.00
VOUCHERS PAYABLE	.00	.00	.00	.00
TIME DEPOSIT ON ACCOUNT	426,012.68	.00	165,000.00	261,012.68
MBIA MUNICIPAL INVESTORS SERV	200,000.00	.00	309,488.96	200,000.00
FUND TOTALS	585,660.57	184,642.63	478,367.67	460,814.24
2021 132 VAN ZANDT COUNTY SHERIFF DEPT				
CASH	76,807.55	220,085.41	138,367.67	4,910.19
TIME DEPOSIT ON ACCOUNT	258,000.00	150,000.00	340,000.00	68,000.00
MBIA MUNICIPAL INVESTORS SERV	.00	.00	.00	.00
FUND TOTALS	181,192.45	370,085.41	478,367.67	72,910.19
2021 145 SOLID WASTE GRANT				
CASH	.00	.00	.00	.00
TIME DEPOSIT ON ACCOUNT	.00	.00	.00	.00
FUND TOTALS	.00	.00	.00	.00
2021 147 2020 HAVA CARES ACT				
CASH	1,846.74	.00	.00	1,846.74
TDOA	15,034.50	.12	.00	15,034.62
MBIA	.00	.00	.00	.00
FUND TOTALS	16,881.24	.12	.00	16,881.36
2021 400 FRUITVALE 2021 TXCDBG 7220480				
CASH	.00	9,075.00	9,075.00	.00
WATER GRANT CASH	.00	.00	.00	.00
FUND TOTALS	.00	9,075.00	9,075.00	.00
2021 401 BENWHEELERWSC 71348911131115				
FUND TOTALS	.00	.00	.00	.00
2021 402 LITTLEHOPEMOOREWSC713026081315				
CASH	.00	.00	.00	.00
WATER GRANT CASH	.00	.00	.00	.00
FUND TOTALS	.00	.00	.00	.00
2021 540 PRETRIAL SUPERVISION				
CASH	8,734.80	4,496.00	7,282.54	5,948.26